

Winnebago Scout Reservation

Rockaway, New Jersey

2024 Summer Camp

Leaders' Guide



Patriots' Path Council, BSA
1 Saddle Road
Cedar Knolls NJ 07927
973-765-9322
April 1, 2024

www.Camp-Winnebago.org
www.PPCBSA.org



Welcome to Winnebago Scout Reservation!

Outdoor activity is the most appealing feature of the Scouting program. Youth are drawn to it because it offers opportunities for fun in hiking, camping, swimming, boating, canoeing, high adventure experiences and touring. This appeal is woven into the program from Cub Scouting through Scouts BSA and Venturing.

Underlying the appeal of fun and adventure in the outdoors are the serious purposes of Scouting. Outdoor activities provide a vehicle for the achievement of Scouting's primary goals.

Scouting's outdoor program is tailored to meet the needs and desires of youth and their families. Activities are planned to match the desires and abilities of their age level. For Scouts, hiking, campouts, extended camping trips, tours and expeditions are a vital part of the Scouting experience. These adventures are the reason most youth join. These experiences come to the Scout through the troop they join and with the patrol in which they find their identity.

The simple skills essential to living in a primitive setting are inherent in the Scouting program. The Scout learns to respect in their natural surroundings. When disaster strikes, they can cope with it. They use their head, heart, and hands when they provide for themselves and others outdoors. Learning and using these skills in their patrol and troop are part of their adventure in Scouting as they progress through the ranks.

This guide has been prepared so that you and your Scouts will get the most from your summer at Winnebago Scout Reservation. Please take some time to look through this guide, as it will provide you with an in-depth understanding of camp.

Yours in the best of Scouting,

Curt Haak

Curt Haak

Reservation Director

curt.haak@scouting.org

973-765-9322 ext. 415



Table of Contents

Contents

What’s new for 2024?	1
Preparing for Camp	2
2024 Camp Dates	2
Planning Calendar	2
Financial Information	2
Fees and Due Dates	2
Discounts	3
Adding Scouts	3
Refunds	3
Illness Refund Policy	3
Thomas A. Pepe Camping Scholarship	4
Campsite Reservation Policy	4
E-Z Check-In.....	4
Contact Information.....	5
Patriots’ Path Council	5
Winnebago Scout Reservation	5
Unit Leadership	5
Camp Address	5
More Summer Camping Opportunities for Individual Scouts.....	5
Equipment Lists.....	7
Personal Equipment.....	7
Recommended Gear	7
Optional Gear	7
Troop Equipment	8
Equipment Available at Camp.....	8
Items Provided at Each Campsite	8
Equipment for Conservation and Camp Improvement Projects	8
Programs, Events, and Awards	9
Program Areas.....	9
Aquatics/Waterfront	9
Dan Beard – First-Year Camper Program	10
Ecology	10
Handicraft	11



Outdoor Skills	11
STEM and Engineering	12
Dual Zip Lines over Durham Pond and High Elements Course- COPE	12
Shooting Sports	13
Campwide Events.....	13
Campfires	13
A Scout is Reverent	14
Campwide Games	14
Water Carnival	14
Geocaching	14
Night Watch	15
Camp Awards.....	15
Winnebago Acorn Award	15
Green Bar Bill Honor Patrol Award	15
Baden Powell Honor Troop Award	15
Merit Badges and Advancement.....	16
Overview	16
Prerequisites/Requirements to Complete Outside of Camp	16
Application for Merit Badge/Blue Cards	17
Partials	17
Merit Badges Offered, Prerequisites, Information and Schedule.....	18
Types of Merit Badges	18
At Camp.....	18
Sunday Evening Meet and Greet – Merit Badge and Dan Beard Signup	18
Sunday Evening Aquatics Safety Demonstration	18
Sunday Unit Arrival	19
Check-In Checklist	19
Check-In Times	19
Orientation	19
Troop Trailers	20
Commissioner Service.....	20
Administration Building/Camp Office	20
Health Lodge/Emergency Services.....	20
Scoutmasters’ Lounge.....	20
Merit Badge and Program Schedule	21
Adult Leader and Senior Patrol Leader Meetings.....	21



Morning and Evening Colors	21
Showers, Bathrooms and Laundry	21
Trading Post	21
Dining Hall	22
Firewood	22
Fires at Camp	22
Camp Uniform	22
Visitors	23
Mail Service	23
Internet Service	23
Telephone Service	23
Facilities Outside Camp	24
Order of the Arrow	25
Camp Evaluation Forms	25
Saturday Unit Departure	25
Camp Staff	26
Camp Staff Employment	26
CIT/Junior Staff	26
Camp Staff	26
Health and Safety Information	27
Guide to Safe Scouting	27
Annual Health and Medical Record	27
Medication Administration (prescription and over the counter)	27
Policies	27
Administration	27
Youth Protection Policy	28
Buddy System	28
Wristbands	28
Footwear	28
Swim Classification Test	28
Leaving Camp	29
Troop Fireguard Plan	29
Emergency Alerts	29
Missing Person	30
Homesickness	30
Animals	30



Camp Policies	31
Patriots' Path Council Camping Policies.....	31
Accountability/Unauthorized Person in Camp	31
Camp Facilities Policies	31
Leave No Trace.....	31
Lost and Found.....	31
Personal Bike Policy	31
Pets in Camp	32
Private and Off-Limits Areas	32
Prohibited Items.....	32
Vehicle Policy	32
Parking	33
Woods Tools Use.....	33
Troop Trailers	33
Appendices.....	34
Daily Campsite Visitation Form.....	34
2024 Camp Evaluation Form	35
Winnebago Acorn Award	36
Green Bar Bill Honor Patrol Award	36
Baden Powell Honor Troop Award	37
History of Winnebago Scout Reservation	37
Camp Map.....	40
Winnebago Dining Hall Menu	41
Dan Beard Program Schedule	42
Daily Camp Schedule.....	43
Merit Badge Disclaimer	45
Outdoor Skills	45
Merit Badge and Program Schedule	46
Registration Information.....	52
Registration for Unit Leaders and Coordinators	52
Registration Through the Parent Portal.....	54



What's new for 2024?

The camp will have a theme each week for camp wide games only. The camp theme will be announced each week on Sunday, after you arrive. So, bring your enthusiasm and imagination.

- New list of merit badges offered.
- Revised merit badge schedules based on your feedback.
- Share Your Story at <https://ppcbsa.org/story/>.
 - In Scouting, we are building memories for a lifetime. We encourage you to submit pictures of our events or local activities featuring our own Scouts and families so we can share them across various platforms and outlets. Share your CAMP Story at <https://form.jotform.com/221525721160142>.



Preparing for Camp

2024 Camp Dates

- Week 1 July 07 – July 13
- Week 2 July 14 – July 20
- Week 3 July 21 – July 27
- Week 4 July 28 – August 03

Planning Calendar

Backdate	Item
As early as possible	Submit your reservation form and deposit to the council service center. Better yet, do it before you depart summer camp.
Fall	Schedule a summer camp promotion
4 Months Prior	Troop camp leader selected
March 1	Super Saver deadline (\$75 per youth)
Late March	Camp required forms, equipment lists & letter to parents
April 1	Camping scholarship application deadline
May 4	Camp leaders' meeting 12 p.m.
May 1	Early Bird deadline (\$50 per youth)
May/June	Scouts review merit badge requirements and prerequisites
May/June	Scouts set individual goals
May/June	Troop program developed
May/June	Inform parents of camp plans and activities
1 Month Prior	Finalize merit badge planning
1 Week Prior	Troop equipment prepared

Financial Information

Fees and Due Dates

Fee	Super Saver	Early Bird	Regular
Scout Fee	\$565	\$590	\$640
Extra Adult Leader Fee	\$200	\$200	\$200
Site Deposit		\$250 (nonrefundable)	

- Early Bird fees must be postmarked or received by May 1, 2024.
- Graduating Webelos will have the early fee in effect through June 1, 2024. The discount must be requested from the council office.
- Free leader policy – Three free leaders per troop.
- Site Deposit – \$250, non-refundable. Must be applied to 2024 total camp fees.



Discounts

Multiple Siblings

\$50 sibling discount. The first youth is at early or regular pricing (based on payment date), each additional youth take \$50 off. Applies to Camp Somers and Camp Winnebago - does not include Camp COLEY or treks.

Military

Patriots' Path Council strongly believes in thanking our military for their service. In appreciation of their military service, we offer a summer camp discount to these Scouting families. Scouts of active-duty service personnel receive a 50% discount on one week of summer camp. Call our office at 973-765-9322 x 225 for details.

Payments

Full payment for all Scouts and leaders attending summer camp must be received one week prior to your arrival at camp. This will allow time to order and prepare sufficient food and arrange for adequate supplies. It is extremely difficult to accommodate multiple additional Scouts and adults arriving at the last minute.

Please pay with a single troop check and submit a *Summer Camp Site Reservation and Payment Form* with each payment. Be sure to complete your unit information and the payment section. The form is available in the Kurland Family Scout Shop. Payment may also be made online in our reservation system through your unit camping coordinator.

Deposits

Your \$250 deposit must be applied to your fees. We cannot "roll over" or move your deposit to a future year.

Adding Scouts

We encourage as many Scouts to come to camp as possible. After you have registered your troop, if you wish to add Scouts, complete a *Summer Camp Site Reservation and Payment Form*, and include the number of additional Scouts, amount paid, and an updated roster. Additional Scouts can also be added online in your troop reservation.

Refunds

Individuals or groups that cancel a program reservation 30 days prior to the event date will receive a refund of fees paid less an administrative charge of 15% of the total paid. No refund will be made after the 30-day cancellation deadline. All cancellations and refund requests must be made in writing (mail or email) and sent to the council service center, Attn: Camping Department. This policy is strictly enforced – no exceptions. Site deposits are non-refundable.

Illness Refund Policy

If your Scout becomes ill/injured during his or her week at camp, the following schedule of refunds will apply:

- 75% refund for 4 missed days for medical reasons – include a doctor's note.
- 50% refund for 3 missed days for medical reasons – include a doctor's note.
- 0% refund for 1 or 2 days missed for medical reasons.

All illness/injury refund requests must be made in writing to Camping Services at the council service center. Be sure to include your doctor's note.



Thomas A. Pepe Camping Scholarship

Every Scout should be given an opportunity to take part in all Scouting activities. The Thomas A. Pepe Camping Scholarship program has been established so that Scout families will find these programs within reach. Thomas A. Pepe Camping Scholarships are open to all Patriots' Path Council youth. The application deadline for Scouts BSA summer camp programs is April 29, 2024.

For more information, please visit the website at www.ppcbsa.org/camping.

Campsite Reservation Policy

Units camping with us this summer may reserve their current campsite for the same camping week the following year. The *Summer Camp Site Reservation and Payment Form* and site deposit must be submitted to the business manager prior to departing camp. If a unit departs camp without making a reservation for next summer, the site will be made available to all units on a first-come-first-served basis. Units that do not meet the published site minimum may be asked to share their site with another unit.

Pre-Camp Leaders' Meeting

The 2024 summer camp kickoff meeting will be held **Saturday, May 04, 2024, from 12:00 p.m. to 3:00 p.m.** at the Winnebago Scout Reservation Dining Hall at 102 Timberbrook Road, Rockaway, NJ 07866. Please arrive 10 minutes prior to the start time to sign in.

One adult from your troop must attend this meeting. The camp directors and staff will be there to highlight this year's exciting activities, help you customize your experience with us, and answer your questions. If you cannot attend, most of the handouts will be posted to ppcbsa.org/camping/camps after the meeting.

E-Z Check-In

How would you like to make your Sunday check-in more efficient? Spend less time waiting at the Health Lodge for the health officer to review medical forms and have more time to settle into your campsite.

E-Z Check-In lets you hand in paperwork, ask questions, enjoy snacks, and get a taste of the fun that your Scouts will enjoy during their week at camp. It will also allow the staff to be better prepared to meet the specific needs of your troop, starting from the moment you arrive at camp. You will be fast-tracked when you check-in on Sunday if you meet all the requirements for E-Z Check-In!

E-Z Check-In is held **the Tuesday prior to your week of camp** at 7 p.m. in the Winnebago camp office. Please bring the following forms which are available on the Forms/Information page of the camp website.

- **Roster** - Include all Scouts and adults staying at camp, including those staying only one night. Please bring multiple copies.
- **Fees** - Any camp fees for additional Scouts/adults – Recipients of the Thomas A Pepe Camping Scholarships should call the council Camping office x 225 before camp to apply the camper's scholarship.
- **BSA Annual Health and Medical Records** - Required for all Scouts and leaders - Parts A, B, and C must be completed and signed. Please bring photocopies and keep the originals.
- **Youth Protection Training** – Current Youth Protection Training certificate for all adults.
- **Special Needs** – Please inform us of any Scout or leader with special needs and let us know the specifics: i.e., physical, medical, dietary, food allergies, etc. Special requests and needs should be submitted as soon as possible so the camp staff can work with you. Feel free to call the camp at any time prior to E-Z Check-In to discuss any special needs.



Adding Scouts at Camp

If you arrive at camp on Sunday with Scouts or leaders who were not included in the pre-camp check-in, you can expect delays at Sunday check-in. Please inform the office of any changes to your roster as soon as possible.

Contact Information

Contact Information

Patriots' Path Council

David Kopsa

Director of Camping & Properties

David.kopsa@scouting.org

973-765-9322 x223

Stephanie LaFontaine

(Registration and payments)

Stephanie.LaFontaine@scouting.org

973-765-9322 x225

Winnebago Scout Reservation

Winnebago Scout Reservation

102 Timberbrook Road

Rockaway, NJ 07866

Tel. 973-765-9322 x415

Fax 973-586-2576

Curt Haak

Reservation Director

Curt.Haak@Scouting.org

973-765-9322 x415

Unit Leadership

Each unit is required to have a minimum of two adult leaders per Scouts BSA's Scouting Safely. If your unit cannot meet this standard, please contact camp well ahead of time to work out a solution. We recognize that all our leaders have very busy schedules, and a rotating unit leader(s) is acceptable (always keeping the minimum of two adults in camp). Please include all leader names on the roster and note when they will be in camp. Patriots' Path Council recommends a 1:10 ratio of leaders to Scouts.

Any adult accompanying a Scout unit to a residence camp or other Scouting **must** be registered as a leader, including completion of a Criminal Background Check (CBC) and Youth Protection Training (YPT), even if they are the parent of a youth on the trip.

Camp Address

Winnebago Scout Reservation – 102 Timberbrook Road, Rockaway, NJ 07866

More Summer Camping Opportunities for Individual Scouts

At Winnebago Scout Reservation

- **Provisional Camp Troop** – Enjoy an exciting week of resident camp at Camp Winnebago without your troop. Get a chance to meet new Scouts while visiting your favorite program areas, completing merit badge partials, working on more merit badges/advancement, or just having fun at camp. Scouts who attend camp without their home troop are **expected to arrive at camp with a signed blue card** from their Scoutmaster for each merit badge they plan to work on during the week.
- **Patrol Style Camping**- July 21- July 27 Bring your troop/unit to camp and experience something unique! During this week, your unit will tent camp the South End camp, work on merit badges, and prepare meals with the patrol in your campsite. Scouts will participate in all other aspects of summer camp (classes, aquatics, etc.). Bring your own tent.



- **Skills and Trades Week** - July 28 - August 3 – Scouts at this resident camp will learn to frame a structure, and the basics of electricity and plumbing during their week at Camp Winnebago. Registration for this specialty week is open to Scout camping with their troop or provisional campers. All materials will be provided for this program. Must be 14 years old to participate.

At Camp Somers, Mt. Allamuchy Scout Reservation

- **Camp COLEY** – Celebrating the Outdoors with Laughter and Excitement for all Youth! Camp COLEY is a weeklong resident camp. Girls and boys in grades 3-12 and their families experience age-appropriate versions of the programs offered to Scouts BSA members. Campers and their leaders rotate through program areas such as aquatics, outdoor skills, ecology, and shooting sports. Outdoor fun for all—plus memories and friendships for a lifetime!
- **Provisional Camp Troop** – Try a week of resident camp at Camp Somers. Get a chance to meet new Scouts while visiting your favorite program areas, completing merit badges, working on more merit badges/advancement, or just having fun at camp.
- **Trailblazer Day Camp** – Scouts are also welcome for a week of day camp. Trailblazer Day Camp runs from 8:45 a.m. to 3:45 p.m., Monday through Friday. Bus transportation is provided from many locations throughout Morris, Sussex, and NW Somerset counties. Scouts can try or continue the Dan Beard program, or they may work on merit badges and enjoy some of the open programs.
- **Fishing Camp**- July 21 - July 27 – Scouts will earn Fishing, Fly Fishing, and Fish and Wildlife Management merit badges at this resident camp. Scouts will be trained in the Angling Educator Program. This week will include fishing at camp, a deep-sea fishing field trip, tour of the Pequest Trout Hatchery with trout fishing, and more. See Camp Somers website for pricing.
- **Film and Art Camp** – July 28 - August 3 – Earn Moviemaking, Animation, Art, and Photography merit badges. Spend the week learning about a variety of film, art, and making a movie with Peter Basler. This specialty camp is a resident camp.

Visit our website at www.ppcbsa.org/camping to register, or to find out more information on all our camps for individual Scouts.



Equipment Lists

Personal Equipment

Recommended Gear

- Pack/duffle bag/footlocker
- Sleeping bag
- Official Scout uniform
- T-shirts (6 Days)
- Bathing suit
- Fleece (preferred) or sweatshirt
- Hat
- Hiking boots (waterproof)
- Jacket
- Pants or zip-offs
- Rain gear
- Shorts or zip-offs
- Shoes that can get wet (required for boating)
- Sneakers or moccasins
- Socks (6 days)
- Underwear (6 days)
- Comb or brush
- Flashlight or LED headlamp
- Handkerchief or tissues
- Insect repellent (no aerosol)
- Medications properly labeled (all must be listed on the medical form)
- Merit badge prerequisites
- Pen/pencil/notebook
- Personal first aid kit
- Plastic bags - 1 and 2 gallon
- Scout Handbook
- Soap/shampoo/deodorant
- Sunscreen
- Toothbrush/toothpaste
- Towels

Optional Gear

- Alarm clock
- Backpack (outpost camping)
- Bible/prayer book
- Camera/film/memory cards
- Compass
- Cord/clothesline
- Day pack
- Fishing tackle
- Ground cloth (outposts, camping/ wilderness survival merit badges)
- Hangars
- Laundry bag
- Long sleeve shirt
- Long pants
- Mattress/foam pad
- Merit badge pamphlets
- Mosquito netting
- Musical instrument
- Pillow
- Pocketknife (no sheath knives)
- Tent (outpost camping)
- Watch
- Water bottle/hydration bladder

A good rule is: If you don't want it lost, damaged, or destroyed, consider leaving it at home.



Troop Equipment

<input type="checkbox"/> American flag	<input type="checkbox"/> Copies of medical forms for leaders
<input type="checkbox"/> Troop flag	<input type="checkbox"/> Magic marker pens (red, blue, black, green)
<input type="checkbox"/> Patrol flags	<input type="checkbox"/> Merit badge pamphlets (there will be a limited number of pamphlets at the trading post)
<input type="checkbox"/> Addresses and phone numbers of parents on vacation	<input type="checkbox"/> Merit badge blue cards (available for purchase at the trading post)
<input type="checkbox"/> Alarm clock (battery operated)	<input type="checkbox"/> Polyethylene sheets (for numerous uses)
<input type="checkbox"/> Camp leaders' guide	<input type="checkbox"/> Propane lantern with fuel
<input type="checkbox"/> Cash box	<input type="checkbox"/> Stapler and extra thumbtacks for the bulletin board
<input type="checkbox"/> Charcoal (if desired) and cooking equipment for in-site steak dinner	<input type="checkbox"/> Assorted hand and woods tools
<input type="checkbox"/> Dutch oven for dessert competition	<input type="checkbox"/> Tools for camp projects
<input type="checkbox"/> Clothes marking pen (for those who forgot)	<input type="checkbox"/> Troop record book (for advancement and Scout record)
<input type="checkbox"/> Duct tape – always a good idea	<input type="checkbox"/> Your advancement objectives
<input type="checkbox"/> Troop first aid kit	<input type="checkbox"/> Your troop program idea
<input type="checkbox"/> Matches / lighter	<input type="checkbox"/> Props for your favorite skits and stunts
<input type="checkbox"/> Garbage bags	<input type="checkbox"/> Your best troop spirit and enthusiasm
<input type="checkbox"/> Helpful books from your troop library: handbook, field book, Scout songbook, nature books, etc.	

Equipment Available at Camp

Items Provided at Each Campsite

- | | |
|---------------------------------------|---|
| ▪ Latrine with washstand and supplies | ▪ Fire pit |
| ▪ Pavilion or dining fly | ▪ Split firewood |
| ▪ Picnic tables | ▪ Cooking grate |
| ▪ Water spigot | ▪ Two-person wall tents with wooden platforms and canvas cots or four person lean-tos with bunks and mattresses |
| ▪ Fire buckets | |
| ▪ Bulletin board | |
| ▪ Flagpole | |

Equipment for Conservation and Camp Improvement Projects

Please see your commissioner for any tools you may need to complete a camp project. Supplies are limited, so please help us out by returning them when you are done.



Programs, Events, and Awards

Program Areas

Winnebago Scout Reservation is organized into program areas that offer a variety of experiences for Scouts and leaders. An overview of program areas follows. See the **Daily Camp Schedule** on page 43 and the **Merit Badge and Program Schedule** beginning on page 46 for dates and times.

Aquatics/Waterfront

Located on picturesque Durham Pond, our Aquatics area provides Scouts and leaders with a wide variety of programs both in and on the water. We provide the tools for everyone to be at home in and on the water, and to feel relaxed and confident in their ability to swim well.

We offer many of the aquatics merit badges including Swimming and Lifesaving which are required for Eagle. Second and First Class aquatics requirements are covered for Scouts in the Dan Beard first year camper program, or upon request. We provide swimming instruction for Scouts and adults who have not qualified as a Swimmer (blue tag). We also offer the opportunity for anyone to retake their swim classification test during the week.

Fun activities in the water include open swim, stand up paddleboards, the water trampoline and “Mager Mountain” - our giant floating aqua slide.

Every morning, before our morning flag ceremony, is the polar bear swim. Attend at least five of the six sessions to qualify for a special patch.

On the water we have row boats, canoes, kayaks, sailboats, sailboards, pedal boats, paddleboards and catamarans, with plenty of open time to use them. The water carnival is hosted by the Aquatics area on Friday afternoon - see the camp-wide programs section for more information. All adult leaders are encouraged to volunteer for one hour at aquatics each week. We have lots of simple tasks where we could use help.

Please note that all campers who desire to participate in aquatic activities must take the swim classification test **at Winnebago Scout Reservation**. Please see page 28/29 for the requirements.

BSA Lifeguard

BSA Lifeguard is a very long, physically demanding course and requires extensive pre- course work. Anyone interested in this certification (youth and adult alike) should obtain an application at <http://www.scouting.org/filestore/pdf/34435.pdf> as soon as possible and review the requirements.

Prerequisites: Scouts must be 14+ years old; show evidence of the ability to perform the skills and knowledge of basic first aid; show knowledge of the procedures for the universal precautions for bloodborne pathogens; have current CPR certification; and be able to show proficiency in rowing and lifesaving skills.

BSA Lifeguard is a five-day commitment. Be prepared to spend most of your day, from 8:00 a.m. until 8:00 p.m., working on this course. You will have little time for other activities.



Mile Swim BSA

To complete this award you must participate in four hours of training and preparation for distance swimming (one hour a day maximum). The actual mile swim will be on Thursday or Friday. Check with the aquatic director at the waterfront for details.

Swim Classification Test information on page 28/29.

Dan Beard – First-Year Camper Program

The Winnebago Dan Beard Program is designed to supplement the troop's regular program and not replace it. It was developed from the perspective of the first-year summer camper. The Dan Beard program is structured to provide individual attention to each Scout regardless of where they are on the advancement trail. Using the model put forth by Lord Robert Baden-Powell at Brownsea Island, the Scouts involved in Dan Beard will be immersed in a day-long Scout skills and team building environment. Scouts will have the opportunity to work on, and possibly earn, up to three merit badges. However, the principal emphasis will be on learning and applying the skills necessary for rank advancement through First Class. Each Scout will enjoy the camaraderie of their home troop during meals and in the evening.

The key word of the Winnebago Dan Beard Program is FUN! Utilizing the Scout handbook and a hands-on approach, the program draws on the past and the present, as it strives to be on the cutting E-D-G-E of Scout-skills and team development. Baden-Powell often said that "The patrol method is not one way to run a Scout program, it is the only way." The Scouts in Dan Beard are divided into camp patrols, enabling them to work on both team building and leadership skills. The day long program allows for a more comprehensive and time effective approach to explaining, demonstrating, guiding and enabling (E-D-G-E) the mastery of specific Scout-skills.

Please refer to the **Dan Beard Program Schedule** in the appendix on page 42 for an overview of the week. If you, as the unit leader, feel that a Scout will not benefit from all parts of the program, then we ask that an adult, SPL or buddy accompany the Scout when leaving the program area.

Ecology

Winnebago Ecology area offers several merit badges related to the fields of ecology, nature and conservation. Scouts will be taught how to develop an understanding of the importance and wise use of natural resources in such a way that they will always contribute to our well-being. Scouts will use various equipment related to these fields, as well as incorporate the management of living animals. Be sure to stop by the Ecology Lodge to see our collection of fish, reptiles, including snakes and turtles, and amphibians on display.

Fishing at Winnebago

Durham Pond offers excellent fishing opportunities for Scouts and adults alike. Every summer we see largemouth and smallmouth bass, perch, catfish, crappies and sunfish. Bring your own fishing gear. The trading post sells artificial lures and a limited supply of fishing tackle. Popular fishing spots include the small fishing dock near the council ring area and a large dock behind the Ecology Lodge. Durham Pond offers more than a mile of shoreline available for fishing. The aquatics swimming and boating areas are off limits to fishing.

A valid New Jersey fishing license is required for residents at least 16 years and less than 70 years of age (plus all non-residents 16 years and older) to fish the fresh waters of New Jersey. Visit the Ecology Lodge for fishing tips and tricks.

Fish Fry

Every Friday during the final Fishing merit badge classes we have our weekly fish fry. Please stop by to get a taste of the catch of the week.



Night Owl Hike

See camp in a whole different light (or dark!) at our Wednesday evening Night Owl Hike.

Fishing Contest

Anyone who catches a fish that measures at least 12 inches long is invited to bring it to the Ecology Lodge. We will put it in one of our aquariums and hold it until the end of the week. The winner will be announced at the closing campfire.

Handicraft

Winnebago's Handicraft area addresses the Scout's desire to make something with his or her hands. The projects answer the creative urge in youth to make something, and to improve their environment by making things of beauty and usefulness from nature's materials. The troop and patrol can also benefit because skills learned and interests piqued can become part of the year-round program, giving the Scouts a foundation in handicraft materials to work with, tools, and how to improvise. Join us for fun, and you may also be able to earn one of the craft merit badges. We also offer Fingerprinting merit badge Tuesday evening each week (you do not have to attend both).

Handicraft kits of all sizes, types and skill levels can be purchased from the trading post. Approximate prices are listed in the merit badge information list.

Troop Plaques

One of many long-standing traditions at Winnebago is making a troop plaque. For years, troops have created plaques to commemorate their week at camp. Once completed, the plaques will be hung in the dining hall and become a part of camp history. One 12-inch x 16-inch piece of wood per troop, as well as paint and other materials can be obtained from the Handicraft Lodge.

Totin' Chip

In the interest of safety all Scouts must present their Totin' Chip card before being issued a knife, saw or other wood tools from the Handicraft staff. All Scouts attempting the Wood Carving merit badge must present their cards to the counselor to satisfy one of their requirements and begin work on their projects.

Outdoor Skills

Winnebago's Outdoor Skills area will bring you back to the Baden-Powell days of Scouting. We help Scouts develop basic hiking and camping skills, teach them to appreciate and understand the outdoors by making the best use of their own faculties and natural surroundings, and provide them with the knowledge of health and safety practices so they may develop healthy mental attitudes and physical fitness. The Outdoor Skills area is also the place where Scouts come to learn, practice, hone and test their Scout and survival skills. For the novice or experienced camper, we offer programs and activities where you can test your knowledge and abilities and have fun doing it!

We offer a several outdoor merit badges as well as the First Aid and Emergency Preparedness merit badges.

Here are some of the competitions and other programs we offer:

Cooking Demonstration

The Outdoor Skills staff are preparing a treat for you. Not just the finished product, but the know-how to cook an interesting, delicious treat over an open fire. Several sessions per week will be held in camp; come and get it!



Paul Bunyan Woodsman Award

Any Scout that has earned the Totin' Chip can demonstrate advanced woodsman skills by teaching Totin' Chip skills to other Scouts and completing a woodsman work project.

STEM and Engineering

The STEM and Engineering area offers lots of fun activities including flying drones and working with 3D printers and the Electricity and Engineering merit badges. Activities include learning about renewable energy sources, including solar panels and wind powered turbines, energy storage, and energy conversion. STEM NOVA awards are available as well. Visit STEM and Engineering for details and times.

Outpost Opportunities

The camp staff at Winnebago has chosen a series of outpost, or frontier opportunities for the troops and individual Scouts attending any of our weeks of camp this summer. Each one is designed to provide a challenging activity outside of the main camp program. They are directed toward older Scouts who have had the experience of a couple years camping with their troop. These experiences are all staff led but may need adult participation to adhere to Youth Protection standards. Flexibility, like most programs at Winnebago, is always available and is only limited by the imagination of the participants. If interested in one of these trips, please contact the program director on Sunday.

Backpack Experience

Scouts will depart Winnebago heading north on the main trail. Turning east at the parking lot and passing the shotgun range they will pick up the Red Trail. The trail crosses the dike at the end of Durham Pond and begins to rise toward high country across the lake. Upon arriving at the old commissary building, the hikers will turn left and proceed to the Blue Trail and arrive at the top of Indian Cliffs. After a welcome rest and a spectacular view, they will proceed down to Kit Carson, a frontier camp site, where they will set up camp and prepare a meal. After a restful night and a trail breakfast, they will continue heading south and complete their hike around the lake and back to the main camp. This experience qualifies for the "...on one of these trips backpack four miles..." requirement of the Camping merit badge.

Canoe Portage Experience

Get ready for high adventure! Meet at the waterfront with all your gear for an overnight, packed for use in a canoe on open water. When checked into the canoes and cleared by the Aquatics staff, head across the lake to the south end of camp. Pick a scenic spot on the south end of camp and drop your gear on your overnight home and continue to the portage point northeast of Snake Island. Move your canoes down the portage trail to Split Rock Reservoir and re-launch them for an afternoon of paddling adventure. Your float experience includes exploring the many coves and islands of this spectacular aquatic wilderness. Return to Durham Pond, set up camp and prepare a hearty meal. After a restful night and a trail breakfast, stow your gear in your canoes and paddle home across Durham Pond and Indian Village Camp to continue your week in camp. This experience qualifies for the "...while on one of these trips, plan and participate in a float trip of at least four hours..." requirement of Camping merit badge. Must be a swimmer (blue tag) to participate.

The Canoe Portage Experience is subject to adequate water levels in the Split Rock Reservoir.

Dual Zip Lines over Durham Pond and High Elements Course- COPE

Introduced in 2014, our dual 1,000 plus foot zip lines over Durham Pond instantly became a favorite activity for all campers. The first zip line begins near the dining hall. After you cross the lake, it is a short walk to the High Elements Course. After completing the elements course, it ends on the second zip line for your return trip. Groups of up to 20 depart from behind the dining hall every hour during program times. The zip lines are subject to a minimum weight requirement of around 90 lbs. Lower weights may be allowed when conditions warrant. See the COPE director for current information.



The zip lines are open during morning, afternoon, and evening program time. They may be closed due to weather or campwide events.

Shooting Sports

There are few things more exciting to a Scout than shooting a rifle, shotgun, or bow and arrow for the first time. The only thing that might be more exciting is actually hitting your first target! Our Shooting Sports program gives Scouts and leaders the opportunity to achieve that excitement. Shooting Sports are located in three individual parts of camp: rifle range, shotgun range and archery range.

We offer the Archery, Rifle Shooting, and Shotgun Shooting merit badges. **These merit badges are difficult to complete, as they require a lot of instruction. Many Scouts must return to the shooting ranges during open shoot to complete them.** We also have lots of time for open shooting as well as a variety of competitions and awards. Open shooting is for all campers, not just those taking a merit badge. Test your skill against your buddies, or even your Scoutmaster.

Archery

Our covered eight station archery range has standard targets set at varying distances. We have 30-40 lb. recurve bows available for all shooters. Adults 18+ are invited to compete in the weekly **Robin Hood Challenge**.

Rifle

Our covered eight station rifle range features .22 caliber bolt-action single shot rifles, which are used for the Rifle merit badge, open shoot and various award and competition shooting. Ammunition is free for Scouts while working on the Rifle Shooting merit badge. The fee for open shooting is 25 cents for five shots. Please purchase targets for open shooting at the camp office.

NRA Rifle Classification, NRA/BSA Postal Match and special award shooting will be provided at rifle open shoot and is open to all Scouts. All special programs are held during open shoot time.

Adults 18+ are invited to compete in the weekly **Old Man of the Mountain Competition**.

Shotgun

We have a new triple station shotgun range with covered merit badge area, and an automatic remote-controlled target thrower that holds hundreds of clay targets. We supply several different types of 12-gauge shotguns for the merit badge and open shoot. There is a \$20 fee for Scouts working on the merit badge. This covers all the shells and targets you need to complete the badge. Open shooting is available to all Scouts and adults. The fee is \$2 for five shots. Please purchase tickets for the merit badge or open shooting at the camp office.

Campwide Events

Campfires

The opening campfire is held on Sunday evening. Troops meet at the parade field at 7:45 p.m. The staff will lead you to the council ring.

The closing campfire is held on Friday evening. Troops meet at the parade field at 7:30 p.m. for colors. Each troop is invited to perform a skit or song at the closing campfire. Feel free to bring any props with you. Please bring your skit or song to the program director for approval no later than noon on Friday. Songs and skits must be Scout appropriate. The more original, the better!



A Scout is Reverent

Scout vespers are held at the chapel on Tuesday morning after breakfast and Thursday afternoon after lunch.

Campwide Games

On Monday evening, we have campwide games sponsored by each of the program areas. Games begin after dinner and end at dark. Meet at the parade field at 7:30 p.m.

Water Carnival

Wacky, wet and wild waterfront activities! Join us for this Thursday evening campwide troop competition at the waterfront at 7:30 p.m. Be prepared to get wet. Bring your Scout Spirit! The winning troop gets a watermelon.

Events are available for all ability levels. Here is a summary:

Event	Participants (per troop)
In and Out Canoe Race	4 Swimmers
Rowboat Race	5 Swimmers or Beginners max
Kickboard Race	2 Beginners or Non- Swimmers
Endurance Float	2 Beginners or Non- Swimmers
Swim Relay	2 Swimmers
Buddy Tag Plunge	4 Any Level
Life Saving Rescue	2 Swimmers
Watermelon Scramble	2 Swimmers

Geocaching

We have GPS receivers and cache coordinates available at the office. A deposit is required to borrow a GPS receiver. There are also a number of nearby public geocaches that can be found by searching www.geocaching.com.

In-site Cooking

Tuesday evening features in-site cooking for all troops. We will supply the ingredients for a steak dinner including baked potatoes, corn on the cob, drinks, and dessert. We will include condiments, aluminum foil, a cooking grate, firewood, cups, plates and eating utensils. You supply the cooking utensils and charcoal if desired. Don't forget about the Dutch Oven dessert competition.

Dutch Oven Dessert Competition

This event takes place Tuesday evening in conjunction with the in-site cooking. The only requirement is the dessert must be made at camp in a Dutch Oven. You supply the Dutch Oven, recipe, and ingredients. Use your imagination. There are two separate competitions:

- Youth Entry –Made by a Scout or Scouts
- Adult Entry –Made by a Scouter or Scouters

Winners (one youth entry and one adult entry) will be chosen based on taste and presentation. No more than one adult and one youth entry per troop. Please fill out an official registration form on Sunday at the leaders' meeting. The judges will visit your site to taste and judge your entries. Please label your entries. The contest starts at 6:30 p.m. on Tuesday. Prizes will be awarded.



Night Watch

Thousands of Scouts and Scouters have hiked and loved these Winnebago trails. Thousands have heard the Legend of Winnebago enacted by Winnebago staffers at hundreds of closing campfires. The original legend is included in the appendix beginning on page 50. It is tradition at Winnebago, especially when younger Scouts are present, to have a watch all night for safety and to promote a feeling of security. This practice, along with the reading of the story of Camp Winnebago and the message of its legend is what we call the Night Watch. Night Watch is a serious and solemn event. Proper behavior on the part of all involved will strengthen the tradition. We encourage each troop to conduct a Night Watch during their week at camp. Night Watch booklets are available at the camp office.

Procedure

- Start your campfire at your site any time after 8 p.m.
- During the campfire:
 - Set up a schedule where Scouts are assigned 1–2-hour shifts to tend the fire and keep it burning. During each shift, Scouts keep a log of what they see, hear, and talk about. Pass the log to the next two Scouts at shift end.
 - Scouts take turns reading the Night Watch material aloud, so all Scouts get to read a portion.
 - Be sure to include songs, cheers, skits, and stories.
 - The campfire should end by 11 p.m., at which time the first shift begins.
- Maintain the Night Watch log throughout the night.
- At daybreak, let the fire burn out.
- The Night Watch log and booklet should be kept by the Scouts and referred to at future campfires to bring back great memories.

A Night Watch patch is available at the camp office for a nominal fee. You may be asked to show your Night Watch log.

Camp Awards

Winnebago Acorn Award

Every Scout attending Winnebago Scout Reservation will have the opportunity to earn the Winnebago Scout Reservation Acorn Award as a symbol of individual involvement and participation in the many programs and activities of our summer camp. This award must be earned and is not given for attendance at camp. This is an individual Scout award. See page 36 for a list of requirements.

Green Bar Bill Honor Patrol Award

William “Green Bar Bill” Hillcourt was one of the defining characters of the Boy Scouts of America. His numerous publications, including the 1979 edition of the Boy Scout Handbook, were hallmarks of the Scouting movement. Green Bar Bill visited Winnebago and the staff. Bill Hillcourt died in 1993 and is buried in Mendham, New Jersey, near Schiff Scout Reservation, where he lived and worked for many years. See page 36 for a list of requirements.

Baden Powell Honor Troop Award

Lord Baden-Powell was a soldier in Her Majesty’s Army in the United Kingdom. After retiring from the army, Baden-Powell embarked on a new project of forming an organization for boys, which began the Scouting movement; it would “offer instruction in the many valuable qualities which go to make a good citizen equally with a good Scout.” See page 37 for a list of requirements.



Merit Badges and Advancement

Overview

To have a successful experience in the merit badge program, Scouts must begin their preparations at home, continue at camp on Monday, and stick with it. Some merit badges can be completed entirely during the camp period. Others have requirements for observations, tests, or record keeping over a prolonged period. In these cases, Scouts should complete all such requirements before coming to camp. If Scouts begin work on these merit badges at camp, they can finish them at home. The Scout can complete the merit badge with an approved merit badge counselor on his or her own or wait until his next visit to WSR. Bring certification of completion from their counselor or other proof of completion.

To help Scouts prepare, we offer the following suggestions that you may wish to include in your camp planning, perhaps enabling a larger number of merit badge completions.

- **Do not over-schedule.** We set no limit on the number of badges a Scout can attempt, but sometimes their desires are bigger than their time limit or abilities allow. Experience tells us that for the first-year camper no more than three merit badges should be encouraged. The Dan Beard program gives Scouts the opportunity to earn Swimming and one other merit badge. For the older, more experienced camper, a maximum of three to four merit badges per week is recommended.
- **Enjoy all of the camp programs.** Scouts are in camp for more than merit badges, and they should not miss other opportunities. Please do not allow your Scouts to plan for failure. Advise them when they make their selections and encourage them to stick to the guidelines provided above.
- **Scheduling conflicts should not discourage a Scout from taking a merit badge.** All times are flexible, and most conflicts can be worked out with a counselor. If a Scout comes to camp prepared to pass the merit badge, he or she may ask a counselor for a review without waiting until the end of the week. Your Scout should be able to plan their day based on the sessions offered.
- **Merit Badges offered through the Trail to Eagle** have age and rank requirements set by the PPC Advancement Committee. **You must be 13 years old and Star rank to take these merit badges.**

There will be a limited quantity of merit badge pamphlets in the trading post. Be sure to bring all merit badge pamphlets needed with you to camp.

We have given you a lot of information in this guidebook and hope it is helpful. Your program at camp will benefit from the material. Once you have an idea of things your Scouts want and need at summer camp, the next step is to determine what resources you must use to meet these needs. Scouts can only become leaders if we allow them hands-on experience. Use the resources in your troop to meet the needs of your Scouts. Unfortunately, some of your best Scouts will not be at camp or are busy working on their own advancement. This is where the program and area directors can help. They have access to all the resources in the camp and more. The camp staff are there to serve your needs with the camp schedule.

Prerequisites/Requirements to Complete Outside of Camp

Very few merit badges have true prerequisites that must be completed before a Scout can begin working on the badge. However, some merit badges have requirements that cannot be completed at camp. To earn the badge at camp, the Scout must complete these requirements before attending camp and bring a blue card with those requirements signed off by a registered counselor. These requirements are commonly referred to as prerequisites. Scouts who have not completed the prerequisites, can still earn a “partial”, and finish the badge at a later date with any merit badge counselor approved by your



Scoutmaster. NOTE: Work done outside of camp will not be approved by camp counselors, they will only be signing off work completed at camp.

Requirements

If there are any questions about merit badge requirements, call the camp. Remember to check the current requirements for all merit badges your Scouts will be working on in camp.

Merit Badge Counselor Pre-Approval

Certain badges require approval of a merit badge counselor prior to beginning requirements, such as the 12-week physical fitness program for Personal Fitness merit badge. These requirements, like all other requirements, must be followed and cannot be waived because “it is in a summer camp setting.” Cooking meals for Family Life merit badge must be done with the family. The Scout is expected to complete all the requirements for a merit badge. Please be aware of all the requirements for badges you would like to attempt in camp, and “Be Prepared” to successfully complete the badge.

Application for Merit Badge/Blue Cards

An Application for Merit Badge, commonly called a *blue card*, is required for each Scout, for each merit badge he or she is attempting. Please bring sufficient blue cards for your Scouts. Extras will be available for purchase in the trading post.

A critical first step for earning a merit badge is for the Scout to obtain his or her Scoutmaster’s approval to work on the merit badge. The Scout should complete all the required information on the blue card legibly in ink. The Scoutmaster’s approval is evidenced by the Scoutmaster’s signature on the front section of the blue card. Because there might be more than one troop “5” in camp, WSR asks that the Scout put their campsite on the blue card. This will increase the probability that the Scout gets their card back on Saturday morning.

The approval process should involve more than signing the card. It is an opportunity for the Scout and leader to have a conversation about talents and interests, goal setting and advancement. Although a Scout should never be denied the opportunity to work on a merit badge, the Scoutmaster can help guide the Scout to select merit badges that can be readily earned by the Scout while at camp and, if the Scout is determined to work on a merit badge that may be a stretch, set appropriate expectations as to what can be accomplished in the camp setting. For these reasons, Scouts who attend camp without their home troop are expected to arrive at camp with a signed blue card from their Scoutmaster for each merit badge they plan to work on during the week.

Partials

Some Scouts may need extra help or support with merit badges; others will sail through without a hitch. Some may become discouraged or have difficulty with a particular skill. Some may have minor or major learning disabilities. Others may have physical challenges that, while not debilitating, may require extra effort. Regardless of the challenges, only those who fulfill all the requirements are to be approved for merit badges. Those who are not able to complete the requirements, for whatever reason, are issued partials. A partial may be finished with a qualified merit badge counselor at home, or the Scout may sign up to return to camp for an additional week as a Provisional Camp Troop. Of course, a Scout may also bring the partial blue card back to camp next year to complete the requirements. The only expiration on a partial blue card is the Scout’s 18th birthday!

For more information on **Provisional Camping** by visiting www.camp-winnebago.org.



Merit Badges Offered, Prerequisites, Information and Schedule

Please refer to the appendix at the back of this guide for information about the merit badges offered at camp. A chart beginning on page 45 is a listing of the merit badges offered at Winnebago Scout Reservation. It also lists location, prerequisites and notes on some badges including what to bring and costs.

Refer to the Merit Badge and Program Schedule beginning on page 46 for merit badge class times. This is organized by program area and includes many other camp programs in addition to merit badges.

Types of Merit Badges

At Winnebago, we offer several types of merit badges:

Merit Badge Classes – Many of the merit badges we offer have scheduled classes. Sign up online or at the Meet and Greet. Want to make a schedule change? Come to the Meet and Greet or come to the first class of the merit badge with a signed blue card.

Trail to Eagle Merit Badges – Several merit badges are offered as part of the Trail to Eagle Program. These badges are available to all Scouts attending Winnebago with their troop. Scouts taking these merit badges **must meet the Trail to Eagle Camp requirements of 13 years old and Star Scout as set by our advancement committee** or have permission of the director. Trail to Eagle offers both merit badge classes and independent study merit badges.

At Camp

Sunday Evening Meet and Greet – Merit Badge and Dan Beard Signup

When: Sunday evening after dinner at 7 p.m.

Where: Parade Field

Why: Sign up for the Dan Beard program, ask questions about merit badges, turn in completed blue cards, meet your counselors, and verify daily schedules.

Scouts will have the opportunity to meet their merit badge counselors and ask any questions they may have about scheduling, prerequisites, and any other general program questions. If your Scout has not signed up electronically for a merit badge, verify the times and bring a signed blue card to the first class. It's that easy.

Sunday Evening Aquatics Safety Demonstration

When: Sunday evening after dinner at 7:30 p.m.

Where: Waterfront

Why: Safety is our priority at Winnebago Scout Reservation. Safety procedures, rules and expected behaviors while enjoying our waterfront and its activities will be demonstrated in a series of skits. The camp staff will be in attendance, so bring your questions.



Sunday Unit Arrival

Troops check-in at the parking lot according to the **Check-In Times** below. Our cheerful staff will be there to greet you. At check-in on Sunday, all gear will be transported from the parking lot to your campsite by camp vehicles. Private vehicles will not be permitted in camp. No exceptions. Swim tests will be conducted during the check-in process, so please arrive with **swimsuits on under your uniforms**. Everyone should bring a small bag with a towel, T-shirt, and socks so they can dry off after the swim test. The first meal will be dinner, so please eat lunch before arriving, or bring a bagged lunch. Troops that have not taken advantage of E-Z Check-In should have the unit's paperwork ready. Forms are available **on the Winnebago website**. Rosters can be printed from your troop registration online.

Check-In Checklist

Roster - Include all Scouts and adults staying at camp, including those staying only one night.
Fees - Any camp fees for additional Scouts/adults - Thomas A. Pepe Camping Scholarships should be applied to camp fees before arriving. Call PPC at 973-765-9322 x 225 for assistance. If you are bringing more Scouts or adults to camp than the amount you registered with, please inform the council office as soon as possible before camp. This way we can be sure we will have enough food and seats for you.
BSA Annual Health and Medical Records - Required for all Scouts and leaders - Parts A, B and C must be completed and signed. Please bring photocopies and keep the originals. To protect your privacy, do not email.
Youth Protection Training – Current Youth Protection Training certificate for all adults
Special Needs - Please inform us of any Scout or leader with special needs and let us know the specifics. i.e., physical, medical, dietary, food allergies, etc. Special requests and needs should be submitted as soon as possible so the camp staff can work with you. Feel free to call the camp at any time prior to arrival in camp to discuss any special needs. Advance notice makes it much easier for us to meet special needs.

Check-In Times

Check-in times vary based on campsite. Please adhere to the following schedule. This is a big help to make the check-in process go as smoothly as possible. To make check-in even easier please see E-Z Check-In on page 4.

Arrival Time	Sites
12:30 p.m.	Algonquin, Cayuga, Provo Scouts
1:00 p.m.	Chippewa, Delaware, Shawnee
1:30 p.m.	Cherokee, Leni Lenape, Onondaga, Wacabuc
2:00 p.m.	Witauchsudin, Cheyenne, Iroquois

We regret that we cannot make arrangements to accept any troop or individual prior to the opening time of 12:30 p.m. on Sunday.

Orientation

After check-in, your site guide will take you on a tour of the camp including the dining hall. If you have Scouts with special dietary needs, be sure to reconfirm with the dining hall staff. The waterfront is typically the last stop on your tour. Here everyone will have the opportunity to take a swim classification test. All campers who desire to participate in aquatic activities must take the swim classification test **at Winnebago Scout Reservation**. Please see page 28/29 for the requirements. At the end of the orientation, you will be taken to your campsite where you will have plenty of time to set up before the evening retreat and dinner.



Troop Trailers

If possible, please bring your trailer to camp on Saturday prior to camp, from 3 to 6 p.m. You will be able to park it at your campsite and leave it there for the week. If you prefer you can drop your trailer in the parking lot with it clearly marked with your unit number, and we will put it in your site. This helps us minimize vehicle traffic on camp roads while Scouts are in camp. We can make accommodation for units arriving Sunday with a trailer, please call the camp office.

Please see the Daily Schedule appendix on page 43.

Commissioner Service

The camp commissioner's job is to bring the unit service function into the camp setting. They are there to help troops get the most out of the camp program. Your commissioner is your link to the rest of the staff and the camp's program offerings. They are there to help your troop with skill demonstrations, outdoor skills instruction, campfire planning, service projects, outpost planning, and patrol cooking orders. They are also there just to be a friend to you and your unit. They are your most valuable resource in camp - use them to your fullest advantage. If you have any issues or concerns at camp, please consult your commissioner.

The commissioner staff will also offer troop leadership development opportunities designed for your troop's youth leadership. These are informal sessions throughout the week in which youth leaders can share their ideas with their peers, discuss issues related to troop leadership, and benefit from information provided to them by the commissioner staff.

Your commissioner will visit your site daily. During the visit, a health and safety check will occur. The health and safety check is used to observe tents, overall site cleanliness, latrines, etc. Tent flaps should be rolled up during the day (weather permitting) to help prevent the tent and the Scout's gear from getting musty.

Your daily scores are used as one of the requirements in the Baden-Powell Honor Troop Award. Units scoring higher than 95 will receive a ribbon to decorate and add to the coup stick. See page 37 for the site visitation form.

Administration Building/Camp Office

The camp office is staffed from 7 a.m. until midnight and is in the same building as the Health Lodge. If you need assistance outside of those hours, emergency contact information is posted on the office door.

Health Lodge/Emergency Services

Our health officer is available 24 hours a day for emergencies. The health officer has early morning office hours at the Health Lodge. They are available at the dining hall during mealtimes to administer medications, and available at either the Health Lodge or the camp office to administer evening medications. The location will be posted on the door of both buildings. In an emergency, please contact the camp office during normal office hours. After hours, knock loudly on the door of the Health Lodge.

Scoutmasters' Lounge

The Scoutmaster's Lounge is located at the camp office building between the office and Health Lodge and open to all adult leaders. Please help us keep it clean and neat. The following will be available:



- Coffee
- Tea
- Snacks
- Internet Access
- Electric outlets (for charging your electronic equipment)

Merit Badge and Program Schedule

Please see the Merit Badge and Program Schedule in the appendix on page 46 for dates and times or how to arrange for a class. Announcements will also be made at camp.

The computer center is also available to adult leaders for all BSA online training courses.

Adult Leader and Senior Patrol Leader Meetings

Leader meetings are held at the Dining Hall on Sunday and Friday nights after dinner and before the campfire. Please have **one adult and a senior patrol leader** attend these meetings.

Morning and Evening Colors

Flag raising and flag lowering ceremonies are held daily in the parade field before breakfast and before dinner. Friday evening colors are held before the campfire. Senior patrol leaders are asked to report the status of their units to the camp leadership as part of the ceremony. Full BSA field uniform is expected for evening colors.

Showers, Bathrooms and Laundry

Two shower houses with individual stalls are available at camp. The main shower house is located between the Kiwanis and Little Mahee cabins across from the Ecology Lodge. The other showers are in the dining hall addition, facing the main camp road.

Flush toilets are available in the dining hall addition. These bathrooms all have several stalls and electric hand dryers. There are also two toilets in the trading post building, accessible from the outside of the building.

We have one coin-operated washer and one dryer located at the main shower house. Please obtain a key to the laundry room from the camp office.

Please help keep these facilities clean for all campers.

Trading Post

The trading post operates as a service to the camp community. Stock includes handicraft items, snacks, soft drinks, slush puppies, ice cream, popcorn, stamps, merit badge pamphlets and other Scouting literature, T-shirts, uniform parts, various items from the BSA Supply Catalog, and souvenirs. The hours of operation are posted at the trading post.



Dining Hall

Our dining hall serves breakfast, lunch, and dinner daily. Be sure to attend the Sunday afternoon orientation for detailed dining hall procedures. Here is a summary:

Special Dietary Needs

If you have any campers with food allergies, or special dietary needs, please contact the Winnebago food services manager (973-983-9075) at least two weeks prior to arrival. This is important even if you have discussed this with the council office or as part of E-Z Check-In. We apologize for any redundancy, but we want to do our best to provide a great dining experience for all our guests.

Tables and Waiters

Each troop will be assigned one or more tables in the dining hall based on the number of campers and adults. Space will also be allocated for one or more staff members. The troop number and number of staff will be printed on a card on each table. Meals are served family style.

Each table is responsible for providing one waiter at each meal. Waiters should arrive 15 minutes before mealtimes to set the tables. The waiters will be directed by the dining hall steward on when they should pick up food from the kitchen and return the leftovers. The waiters are the only Scouts who should be getting up during meals. Waiters will need to remain for approximately 15 minutes after the meal.

Salad Bar and More

The tables in the center of the dining hall have additional items at every meal. At lunch and dinner, we always have a salad bar. At all meals, we have extra food items from the current meal or perhaps leftovers from a previous meal. For the safety of all, only adults are allowed to visit the center table. Adults may take food for anyone at their table to enjoy.

Menu

This year's menu is in the appendix on page 41.

Firewood

We provide split firewood at all campsites. Speak to your commissioner about obtaining more firewood and scheduling a service project to split wood using our hydraulic splitter and help replenish the wood piles.

Fires at Camp

Each campsite has a fire-ring for troop/unit use. Fires are to be attended when lit - no fire may be left unattended at any time. Only pre-existing fire rings or campfire areas may be used. All fires must be completely out before the last adult leader in the site retires for the night. Fires must be extinguished before you leave.

Camp Uniform

Scouts and adults should be in full Scout uniform when they arrive at camp. Full uniform should also be worn to evening retreat, dinner in the dining hall and to the opening and closing campfires. A uniform is not a requirement to come to camp. If someone does not have a uniform, please dress appropriately.

During other times, including breakfast and lunch, uniforms are not required. Troop T-shirts are encouraged. Other Scouting, plain and appropriate tee T-shirts are always welcome.



Visitors

A week of camp goes by very quickly due to the myriad of projects and activities offered to each Scout. Scouts are in program from 9 a.m. to noon, from 2 to 5 p.m., and 7 to 9 p.m. – a very busy and rewarding experience. For this reason, the Scout has little time for much else. Certainly, parents and friends are interested in what he or she is doing, and Scouts are encouraged to send postcards and letters telling of their experiences.

Winnebago Scout Reservation does not offer a specific visitors program. Visitors are welcome at camp, subject to the above limitations. Parents should confirm with their troop leaders before coming to camp. **All visitors** must stop at the camp office to check in, sign the log and receive a wristband that must be worn while at camp. Unfortunately, due to food and space limitations we are unable to offer visitors any meals in the dining hall. Please bring food or eat before arriving. Please check out at the office before departing camp.

Unit leaders of troops not camping at Winnebago are always encouraged to visit to see what the Winnebago experience is all about. Advance notice is helpful, but not required.

Mail Service

Incoming Mail

All incoming mail will be available in your unit's box in the camp office. If parents want to send letters or packages to their Scout, be sure they mail early. The Friday before camp is not too soon. The mailing address is:

Name, Troop Number, Campsite
Winnebago Scout Reservation
102 Timberbrook Rd
Rockaway, NJ 07866

Outgoing Mail

Bring any outgoing mail to the camp office and put it in the outgoing mailbox which is located underneath the troop mailboxes in the office.

Internet Service

Winnebago is equipped with Wi-Fi internet connections in a variety of locations. Please visit the camp office for current locations of hotspots and passwords.

Telephone Service

Incoming Calls

Incoming calls to individuals are seldom practical due to the size of our camp.

Emergency Calls

In case of emergency, the camp office telephone number is (973) 983-9075. A message will be taken and delivered to the individual concerned as quickly as possible. Do not expect to talk to the person immediately.

Cell Phones

Many troops have policies regarding cell phone usage by Scouts at camp. Winnebago Scout Reservation respects the troop policies. If your Scouts bring cell phones to camp, please remind them to follow good cell phone etiquette. This includes turning off cell phones and putting them away during merit badge classes and during meals in the dining hall.



Facilities Outside Camp

Ask at the camp office for directions to nearby stores and other services. Here are a few popular destinations:

Saint Clare's Hospital

25 Pocono Road
Denville, N.J. 07834
973-625-6000

Rockaway Bagel and Deli

171 Green Pond Rd
Rockaway, N.J. 07866
973-625-4322

ShopRite (Groceries)

437 Route 46 East
Rockaway, N.J. 07866
973-366-3343

Pizza Station

3043 Rt-23
Oak Ridge, N.J. 07438
973-697-2222

Only adults should leave camp. Please respect our fellow Scouts and do not take your child out of camp to go shopping.



Order of the Arrow

The Order of the Arrow (OA) is Scouting's National Honor Society. The purpose of the Order of the Arrow is fourfold:

- To recognize Scout campers who best exemplify the Scout Oath and Law in their daily lives,
- To develop and maintain camping traditions and spirit,
- To promote Scout camping, and
- To crystallize the Scout habit of helpfulness into a life purpose of leadership in cheerful service to others.

Woopalanne Lodge 43 is well represented at camp. If your troop is interested in having an OA election or a Brotherhood conversion, contact the Order of the Arrow camp chief. Thursday is OA day. Please wear your OA sash on Thursday. We will have a cracker barrel at night and offer opportunities to strengthen our fellowship throughout the week.

Camp Evaluation Forms

We value your opinion! At the end of your camp stay, we ask that you evaluate how we did – be as honest as possible, we are looking for true feedback as we continue to provide the best program possible. Comments are especially helpful. Please submit two evaluations per troop, one completed by the adults and one by the Scouts. A copy of the form is in the appendix on page 35.

If you have any issues or concerns during your stay, please talk with your commissioner or the camp director. We will do our best to rectify any issues immediately. If we do not hear about an issue until we see it on an evaluation form, it is hard to correct it.

Saturday Unit Departure

Troops must depart by 10 a.m.

Procedures

- Breakfast will be served in the dining hall. Area directors will be at the camp office until 9:30 am for any questions regarding merit badges.
- After breakfast, return to your site, complete the site inspection with your site guide. Once complete, visit the camp office.
- Check out at the camp office. Be sure to submit evaluation forms and pick up troop photos, merit badge blue cards, messages, medical forms, medications, etc., from the camp office.
- Be sure to return the appropriate forms (medical, merit badge partials, etc.) to any Scouts who will be returning to camp for another week this summer.
- Medications not picked up will be destroyed at the end of each week.
- Double check unit advancement records before you leave camp.
- Indicate your wish to return the following year by reserving a campsite with a deposit. Campsites are reserved on a first come first served basis with preference given to returning units.



Camp Staff

Camp Staff Employment

We are constantly looking for energetic and qualified staff. Visit our website, www.ppcbsa.org/camping for further information. Applications are accepted beginning in the fall, but we sometimes have positions available in the months prior to camp.

CIT/Junior Staff

The Patriots' Path Council recognizes the need to encourage and develop quality staff. Our CIT program will expose a Scout to the camp staff experience over a shorter period. Along with working with counselors, CITs will develop leadership and teamwork skills. Applicants must be 14 years old by the start of camp. Apply online at www.ppcbsa.org/camping.

Camp Staff

Our staff members are devoted Scouts and Scouters trained and experienced in the skills of outdoor living. Like you, they are making a personal sacrifice to be part of our camp operation. Occasionally, they may make mistakes, as we all do at some point. They will respond to the same courtesy, kindness, respect, and thoughtfulness as you do. If you experience a problem with any staff member, please bring it to the attention of the camp director so we can resolve the problem as quickly as possible. Our camp staff reflects all our camp troops. Please help us maintain an excellent staff.



Health and Safety Information

Guide to Safe Scouting

BSA's **Scouting Safely** prepares members of the Boy Scouts of America to conduct Scouting activities in a safe and prudent manner. The policies and guidelines have been established because of the real need to protect members from known hazards that have been identified through over 100 years of experience.

All participants in official Scouting activities should become familiar with the Guide to Safe Scouting and be aware of state or local government regulations that supersede Boy Scouts of America policies and guidelines. The guide provides an overview of Scouting policies and procedures rather than comprehensive, stand-alone documentation. For some items, the policy statements are complete. Unit leaders are expected to review the additional reference material cited prior to conducting such activities.

Patriots' Path Council camps follow policies and procedures in the guide, so please use it as your primary reference source. You can find it online at <https://ppcbsa.org/scoutingsafely>.

The remainder of this section of the leaders' guide is to remind you of some key information and to specify any local policies that may supersede or supplement information in the national publication. **For your privacy, do not email.**

Annual Health and Medical Record

The BSA Annual Health and Medical Record, parts A, B and C must be completed, and kept with the camp health officer while Scouts and leaders are in camp. This is required for all Scouts and leaders. Forms are good for one year. See the Forms/Information page of the camp website for a current copy of the form. Make sure parents have a copy of this form well in advance of camp. Available online at <https://www.scouting.org/health-and-safety/ahmr>. A link to the forms can also be found at <https://www.camp-winnebago.org>.

Please keep the original and submit copies. Each troop is encouraged to keep a copy of each form in their campsite.

Medication Administration (prescription and over the counter)

Policies

- All medication(s) currently being taken must be noted on part B of the Annual Health and Medical Record. The medications section in part B should be filled out at the time of the annual medical evaluation.
- Medications must be kept in the original (pharmacy or over the counter) container.
- Medications are administered by the health officer as directed by the label.
- The BSA routine drug administration record will be filled out by the health officer during check-in.
- Each Scout will be observed to ensure that the medication is being taken.
- If a Scout fails to take the medication, camp staff will notify the leader and camp director, who will then notify the parents or guardians immediately.

Administration

- The health officer will bring medications to the dining hall for Scouts who take medications at mealtimes.



- At other times, the health officer and the medications will be at the Health Lodge or at the administration building/camp office. Locations will be posted on the door of both buildings and announcements will be made in the dining hall.

Youth Protection Policy

The Patriots' Path Council and the Boy Scouts of America believe protecting the safety of children is a critical priority. In order to achieve this goal, all adults staying overnight at any Patriots' Path Council summer camp program must have proof of current Youth Protection Training and background check.

If you are not currently Youth Protection trained, visit www.myscouting.org to take a free online course. Certificates are valid for two years.

Buddy System

The buddy system is an important requirement for the safety of our Scouts and leaders while at camp. The Patriots' Path Council always requires the use of the buddy system throughout camp at all times. Please emphasize to your Scouts the importance of always traveling with a buddy and to always remain in sight of your buddy. If you do not have a buddy, you can often find a Scout from another troop who is heading in the same direction. This is a great way of finding a new buddy. Please remember the no one-on-one adult-to-Scout contact requirement when pairing up with buddies.

Wristbands

All campers (Scouts and leaders) are required to wear a camp issued wristband while in camp. One wristband is provided for each person upon check-in. Replacements are available for a nominal fee. Wristbands are required for dining hall meals. This will ensure that all Scouts and leaders have checked in with the camp office. Any camper or leader who is not wearing a wristband will be directed to report to the office to check-in or receive a replacement wristband. **Please return your wristbands to the office prior to your departure.**

Footwear

Close-toed shoes must be worn at all times at camp. We do not permit open toed shoes, sandals, etc. outside the waterfront and camp shower areas.

Swim Classification Test

All campers, youth, and adults, who desire to participate in aquatic activities (swimming, boating, etc.), must take a swim classification test **at Winnebago Scout Reservation** to determine their swimming ability. A buddy tag will be issued to indicate the appropriate classification.



The classifications are as follows:

Swimmer – Blue tag The Scout has successfully completed the swimmer's test:

Jump feet first into water over the head in depth. Level off and swim 75 yards in a strong manner using one or more of the following strokes: sidestroke, breaststroke, trudgen, or crawl; then swim 25 yards using an easy resting backstroke. The 100 yards must be completed in one swim without stops and must include at least one sharp turn. After completing the swim, rest by floating.

Beginner – Red tag The Scout has successfully completed the beginner's test:

Jump feet first into water over the head in depth, level off, and swim 25 feet on the surface. Stop, turn sharply, resume swimming, and return to the starting place.

Non-Swimmer/Learner

Anyone who has not completed either the beginner or swimmer tests is classified as a non-swimmer.

Sometimes Scouts find it embarrassing if they know they cannot swim well enough to be classified as a swimmer. Please talk to your Scouts before camp and explain to them that they should try only what they are comfortable in trying. Explain to them that they can opt not to take the test at all and that the Aquatics staff will be more than happy to provide them with instruction. Scouts must be "Swimmers" to complete merit badges at the waterfront. Scouts may retake the swim classification test after they have received instruction.

Leaving Camp

Scouts are under the supervision of their unit leaders. Should a camper need to leave camp (family obligations, sports, etc.) they will be released to a parent/guardian, or other adult authorized in writing by the parent/guardian. The Patriots' Path Council will not release a Scout to an unauthorized adult. A sign-out/sign-in log is kept in the camp office and must be used by all adults or Scouts entering or leaving camp outside of the normal Sunday arrival or Saturday departure schedule. Patriots' Path Council requires parents/guardians taking Scouts out of camp to have a state issued photo ID.

Troop Fireguard Plan

A blank troop fireguard plan is in every campsite. Please fill out the plan on Sunday when you arrive at your site. The fireguard plan will help prevent fires so we can enjoy our camp for many years to come. The plan will be discussed along with our emergency procedures and other topics at the unit leader meeting on the day your unit arrives in camp.

Remember to check with your commissioner before holding a campfire in your campsite. He will know if the ranger has instituted any fire restrictions during dry spells. As always, in camp and on your own, **no flames in tents**. This includes candles, matches, propane lanterns, and stoves.

Emergency Alerts

Winnebago has an emergency alert system (horn, siren) in place to notify campers of an emergency. **When an alert is sounded, the entire camp should proceed to the dining hall**, where we will conduct a headcount. Once your troop is assembled and present, check in with the director/designee. Further directions will be given at that time. We may have to initiate the emergency plan for a variety of situations including fire, thunderstorms, earthquakes, tornados/high winds, or a lost camper.



Missing Person

Unit leaders should make regular headcounts. If you think a Scout has gone missing, check the individual's tent, the latrine, and surrounding areas. Report any absence to a staff member. The staff will alert the camp director and follow protocols regarding missing Scouts. **Please emphasize to your Scouts the importance of the buddy system.**

Homesickness

Occasionally a Scout becomes homesick. This is a traumatic experience for the Scout. Many camp personnel are skilled in dealing with homesickness. Please don't hesitate to ask for help from any staff member.

Animals

Animal Bites/Insect Bites

Immediately notify the health officer.

Bears

Bears have been a part of the woods surrounding our camps for thousands of years. They feed off wild berries and fruits as part of the ecological process and help scavenge edible refuse from the area. Our camp and tent sites are a part of the bear's natural habitat. Bears will generally avoid contact with humans, but have the need to eat, like all living things.

Please – Keep a clean campsite and **no food or smellables in tents or lean-tos**. Keep these items stowed away in a safe place. A bear information page is posted in each campsite. Please read it and discuss with your Scouts.

If you encounter a bear, remain calm and do not run. Make sure the bear has an escape route. Avoid direct eye contact, back up slowly and speak with a low, assertive voice. Notify a staff member.

Bats

Bats are inherent at any camp. At no time is anyone to ever touch a bat. If you come in contact or even suspect contact with a bat, see the health officer and/or camp director immediately. Every bat is considered to be rabid. If anyone comes into contact with a bat and it isn't captured, the person will go for rabies shots. Please take this concern seriously.

Tick Treatment

The health officer should perform all tick removals at camp. Please discuss ticks with your Scouts.

Mosquitoes

Mosquitoes are a part of the environment here at camp. Use of dark clothes and bug repellent, such as Skin So Soft, Deep Woods, and DEET are encouraged. Please do not apply "bug spray" directly on or in the tents as it damages the canvas.



Camp Policies

Patriots' Path Council Camping Policies

The complete Patriots' Path Council Camping Policies document is available upon request. The remainder of this section of the leaders' guide highlights some key information and policies that pertain to summer camp.

Accountability/Unauthorized Person in Camp

If you see anyone who appears to be an unauthorized person, or anyone without a wristband, please notify a staff member immediately.

Camp Facilities Policies

- There is a \$50 per hour maintenance repair fee for malicious damage to camp facilities or equipment.
- There is only one (1) campfire (must use fire ring) per site, if allowed by camp ranger.
- Please be environmentally conscious and pick up any trash you find in camp.
- Be aware of ticks, bees, bats and bears. Notify camp staff members of any strange acting nocturnal animals.
- Keep shower houses and bathrooms clean.

Leave No Trace

"Leave No Trace" is a nationally recognized outdoor skills and ethics education program. The Boy Scouts of America is committed to this program. The principles of Leave No Trace are not rules; they are guidelines to follow at all times.

The Leave No Trace principles might not seem important at first glance, but their value is apparent when considering the combined effects of millions of outdoor visitors. One poorly located campsite or campfire is of little significance, but thousands of such instances seriously degrade the outdoor experience for all. Leaving no trace is everyone's responsibility.

Lost and Found

All Patriots' Path Council camps will hold any items that are found in camp for a period of one week; medications, food and perishables will be destroyed immediately. Articles may be retrieved by claiming the item in person at the camp office during the camp season. Any item not claimed within that period will be discarded.

Personal Bike Policy

Personal bicycles are allowed in camp with prior permission from the camp director. Your personal bike is your responsibility and should be kept in your site. Bikes in camp are to be ridden on one of the mountain bike treks NOT as a mode of transportation to and from program areas or meals. Everyone bringing their bike to camp is asked to always wear a helmet, ride at a safe speed, and remember to use the buddy system.



Pets in Camp

The Boy Scouts of America does not permit pets at camp. Please leave them at home with a caregiver. Individuals bringing pets will be asked to remove them from camp property.

Private and Off-Limits Areas

Some of our buildings and camp areas are off limits to Scouts and leaders. Please respect the privacy of our staff and avoid their living quarters. Please do not enter any program areas without staff present. Off limits areas include:

- Behind the rifle, shotgun and archery ranges
- Ranger's residence
- Staff living quarters
- Camp Marcella (located west of camp)

Prohibited Items

BSA or Patriots' Path Council policies prohibit the following in camp:

- Motorcycles
- Generators
- Pets
- Fireworks
- Firearms
- Bows and arrows
- Chain saws
- Sheath knives
- Hunting
- Gambling
- SCUBA tanks and wetsuits (snorkeling equipment may only be used during Snorkeling BSA instruction).
- Personal Climbing Equipment (Exceptions: climbing shoes, gloves).
- Tobacco - Use of tobacco products is prohibited in view of Scouts.
- Alcohol - The Boy Scouts of America prohibits the use of alcoholic beverages and controlled substances at encampments or activities on property owned and operated by the Boy Scouts of America, or at any activity involving the participation of youth members. This includes offsite locations before or during the activity.
- Heaters – Kerosene, electric and propane heaters are prohibited in our camps.

Violators of this policy may be asked to leave the property and may be subject to criminal prosecution.

Vehicle Policy

All our camps are designed for rustic camping. The campsites are in the woods and are a 5-to-10 minute walk from the parking lot. They are designed with Scout camping methods in mind; therefore, the following vehicle policies are established for camping at all our camps.

- Park in the parking lot only.
- The posted speed limit in camps, parking lots, council properties, etc. is 15 mph.
- Please observe the posted speed limit in camp. No vehicles are allowed in restricted areas. Please keep them in designated parking lots.
- There will be no unauthorized vehicles on camp roads.
- Camp vehicles, and those personal vehicles authorized by the camp director, will transport gear to the campsites both at the beginning and the end of the camping period.
- All pick-up and drop off of Scouts and their equipment will be made from the parking lot.
- Do not drive vehicles past barriers.



- A temporary waiver of the no personal vehicles policy may be considered for health or other reasons, at the discretion of the camp director.
- Trailers will be allowed to be towed to sites and left there during unit stay. They will be allowed to be retrieved at the end of the week.
- The camp director will notify unit leader of any infraction of the vehicle policy.

Parking

The parking lot at camp is too small for all Scouts and their parents to arrive separately. Please help us by carpooling when transporting Scouts and equipment to and from camp. This benefits both your experience and the environment. All vehicles must remain in the parking lot while at camp.

Woods Tools Use

Scouts will not cut or mar trees, buildings, or any other camp equipment with any sharpened tool. Proper use of knife, axe, and saw must be demonstrated at all times - used unwisely, they become dangerous. There is no need for non-folding sheath knives in camp. Please leave them at home.

Troop Trailers

Troop trailers can be dropped off in the camp parking lot Saturday afternoon before your arrival. Please make sure your troop number is on the trailer so it can be identified; trailers will be moved to sites by camp staff. If you choose to bring your trailer on Sunday, the camp staff will move it to your site as soon as possible. Any questions or concerns please contact camp at 973-983-9075 or 973-765-9322, ext. 415.



Appendices

Daily Campsite Visitation Form

Unit: _____ Week: _____ Site: _____

INSPECTION ITEM:	MAX. POINTS	POINTS AWARDED				
		M	Tu	W	Th	F
SITE CLEANLINESS: Garbage is disposed of properly Site is clear of litter All troop equipment is in order Natural ground cover is left on all site trails	20					
TENTS: All tents (camp and troop) are set up tightly "No Flames in Tent" posted on each tent Flaps are rolled (weather permitting) Gear is stored neatly Tents are free of litter	20					
CAMPSITE SAFETY: Emergency procedures are posted All clotheslines away from paths and at a safe height Axe yard is properly marked Two (2) filled fire buckets for all tents and tarps Fireguard plan is posted and followed	15					
DINING HALL: Cleanliness of table and benches Cleanliness of floor near table	15					
LATRINE and WASHSTAND: Disinfected daily Cleaned and swept daily Seats closed after use Water is off	15					
GENERAL ITEMS: Campfire area in order and clear of burnt trash Wood is neatly stacked American flag is displayed Patrol flags are displayed	15					
SUBTOTAL	100					
CAMPSITE IMPROVEMENT PROJECT	5					
GRAND TOTAL	105					
TROOP REPRESENTATIVE:						



2024 Camp Evaluation Form

Week: 1 2 3 4 Council/District/Troop # _____ / _____ / _____

Completed by: [] Youth [] Adult Name: _____ Email: _____

		Excellent	Very Good	Good	Average	Poor	N/A
Pre-Camp	Website/Information						
	Registration / Council Support						
	Leaders' Meeting						
	Leaders' Guide						
General Camp Operations	Arrival/Check-In						
	Camp Director Support						
	Supplies/Equipment						
	Site Facilities						
	Camp Facilities						
	Health Services						
	Food Quality						
	Food Quantity						
	Dining Services Overall						
	Commissioner Services						
	Maintenance						
	Sanitation						
Trading Post	Hours						
	Selection						
	Customer Service						
Program	Aquatics						
	Archery						
	Dan Beard						
	Ecology						
	Handicraft						
	Outdoor Skills						
	STEM and Engineering						
	Rifle						
	Shotgun						
	Zip Lines						
	Camp Theme						
	Campwide Games						
	Campfires						
	Water Carnival						
Merit Badge Offerings (quantity and variety)							
Merit Badge Scheduling (availability)							
Staff	Staff Appearance						
	Staff Attitude						
	Staff Attentiveness to needs						
Overall	Overall Experience						
	Would you recommend Winnebago to another troop for summer camp?						

Please leave comments on the back – we are always looking to improve our programs/services.



Winnebago Acorn Award

Every Scout attending Winnebago Scout Reservation will have the opportunity to earn the Winnebago Scout Reservation Acorn Award as a symbol of individual involvement and participation in the many programs and activities of our summer camp. This award must be earned and is not given for attendance at camp. You will be given a special sheet for recording your requirements. To qualify, a Scout or leader must do five (5) of the seven (7) items listed below. Your Scoutmaster or SPL can initial any of the boxes signifying that you have completed the requirement. Once completed, turn in this form to your SPL. He will pass it on to the commissioner. This is an individual Scout award.

Requirements

1. While at camp, earn one (1) merit badge, rank advancement or activity badge from any of those offered, i.e., Polar Bear Swim, Mile Swim.
2. Advance one (1) swimming classification while at camp, i.e., non-swimmer to beginner, beginner to swimmer. If a swimmer, help your unit conduct a safe swim defense session.
3. Cook one (1) utensil-less meal while at camp (may be done in connection with an overnight, Dan Beard program, or Tuesday night in-site cooking).
4. Identify six (6) different trees at Winnebago Scout Reservation.
5. While at camp, get to know your staff. Please obtain twenty (20) different staff signatures.
6. Do a three hour conservation project as approved by the camp ranger.
7. While in camp, participate in a unit volleyball match, unit rifle/shotgun, unit challenge course, or archery shoot.

Green Bar Bill Honor Patrol Award

William "Green Bar Bill" Hillcourt was one of the defining characters of the Boy Scouts of America. His numerous publications, including the 1979 edition of the Boy Scout Handbook, were hallmarks of the Scouting movement. Green Bar Bill visited Winnebago and the staff. Bill Hillcourt died in 1993 and is buried in Mendham, New Jersey, near Schiff Scout Reservation, where he lived and worked for many years. Have your senior patrol leader initial the requirements as the patrol completes them. Turn in the form to the senior patrol leader when it is completed.

Requirements

1. Function as a patrol during your week of camp using the patrol method. Have your senior patrol leader sign that the patrol has done so.
2. Create a patrol flag to bring with you when you travel as a patrol.
3. Meet as a patrol on Sunday night to discuss your patrol's program for the week and have individual members set personal goals.
4. Post a duty roster, made by the patrol and approved by the senior patrol leader, listing the duties of each of the patrol members during the week.
5. Participate as a patrol in all troop activities determined by the junior leaders (SPL, ASPL, PLs, etc.) such as troop shoots, troop swims, improvement projects, etc. Have your senior patrol leader sign that at least 50% of your patrol participated in each activity.
6. Participate as a patrol in the camp wide vespers service with at least 50% of the patrol in attendance.



7. Participate as a patrol in at least two programs, each in different areas, offered at the following program areas: Aquatics (other than troop swim), Handicraft, Ecology/Conservation, Outdoor Skills, Challenge Course, and Shooting Sports or other program features. At least 50% of the patrol must be in attendance for each event.
8. Participate as a patrol in a campwide game.
9. At least 50% of the members of the patrol must earn the Winnebago Acorn Award.

Baden Powell Honor Troop Award

Lord Baden-Powell was a soldier in Her Majesty's Army in the United Kingdom. After retiring from the army, Baden-Powell embarked on a new project of forming an organization for boys, which began the Scouting movement; it would "offer instruction in the many valuable qualities which go to make a good citizen equally with a good Scout." Have your Scoutmaster initial each requirement as it is completed. Turn in the form (available in the office) to your commissioner by 5 p.m. on Friday.

Requirements

1. Fifty percent of the patrols in your troop must earn the Green Bar Bill Honor Patrol Award.
2. Show that your unit maintains a safe and healthy campsite by earning points on the Commissioner Daily Visitation according to the following guidelines:
 - a. Monday and Tuesday - 85 points or more
 - b. Wednesday and Thursday - 90 points or more
 - c. Friday - 95 points or more
3. Create a small (no more than 1 foot square) centerpiece for each of your troop's dining hall table(s) that is somehow indicative of the membership of your troop.
4. Participate in a camp-wide event.
5. Build a troop gateway to your campsite. (Must be removed prior to departing camp.)
6. Complete a camp improvement project.
7. Have 100% Scout and leader participation in the camp evaluation process.

History of Winnebago Scout Reservation

The first people to live in this area were the Delaware Indians - the Lenni Lenape people. Most Lenape villages were located along the Delaware River, but trails passed through this area which the Native Americans used to travel to the east for trade and for gathering shellfish near the mouth of the great Passaic River. The current Route 46 was such a major trail.

100 Years Ago

If you visited what is now Winnebago 100 years ago, the land would appear very different. On the way up into our mountains from Denville and Rockaway Borough, one would have passed extensive iron mining operations. The Hibernia Mines, the Beach Glen Mines and others date back to Revolutionary War times and were active mines well into the first half of the 1900's. Iron ore was known as magnetite. It is dark and heavy and can be recognized by the way it moves a compass needle. Pieces of this rock can still be found as you hike the lower parts of the Four Birds Trail which starts in Hibernia. A railroad once carried the ore down out of the mountains. Mine slag, the rock left after the iron was removed from the ore, can be found along the road near the dam at the south end of Durham Pond. Mine slag was apparently used to create the earthen part of the dam. The purpose and origin of the dam is unsure.

The hills and mountains of this area were rugged, with poor soil and few areas flat enough for farming. Tough Norwegian farmers had migrated to the USA in the 1800's and established some dairy farms where



they could farm throughout the hills. The Green Pond Golf Course was such a dairy farm. There were few homesteads in these rugged hills.

First Scout Camping

The first Scout camping occurred at Durham Pond in 1916. A troop from Montclair came to camp for several weeks and set up camp at the south end of the pond near the dam. Because of a mix-up with the arrangements to use the property, they were forced to leave after about a week. They moved camp to nearby Lake Ames. As was the practice in the earliest days of Scout camping, the Montclair troop brought all their own equipment, supplies, and food. Scouts now call this "outpost camping." By 1923, the Boy Scouts of eastern Union County had use of a large log cabin and fields located in Watchung Reservation, which was a part of the Union County Park system. The log cabin was used as a dining hall. Later, when their own camps in North Jersey were established, the "Boy Scout Camping Area" continued to be used for short-term weekend camping.

1930's and 1940's

In the 1930's the Union Council Boy Scouts used a part of another council's camp, Kenetewaupac, in Blairstown for much of their camping. In 1940 the council started negotiations on a large tract of land in Marcella. The land was purchased in 1941 and by that summer the first troop camping occurred. Each campsite had a stove, an icebox, a latrine, and running water from a driven well. The first week of camp saw only one troop, Troop 23 from Elizabeth. The five campsites could handle up to 150 Scouts, and by the third week camp was full. Campers slept in tents on platforms with cots and mattresses filled with straw. Scouts paid \$7.50 for the week and cooked their own food which was supplied by the camp. The huge property was nearly 3 square miles, and much of it was sold to create Camp Marcella, Camp Lewis, part of Farney State Park, and the north end of Split Rock Reservoir. Hiking and canoeing rights were retained for the north end of Split Rock.

1950's

The first section of the camp to be developed was at the south end. A dining hall, now called Corwin Training Center, was constructed as was a waterfront at the point of land now known as the Searing Site. By 1953 the road into the north end of camp was well established, and most of the camp was operating at this end. It was this year that the name Camp Winnebago was selected. The Winnebagos are a tribe of Native Americans. Up to this point, the camp was simply known as the Union Council camp in Marcella. The present dining hall was in use by this time and the Health Lodge was in what is now the Kiwanis Cabin. The trading post was in the Winter Lodge. The rifle and archery ranges were located below the dam on the trail to Split Rock Reservoir. In 1963, a small bank building from Kenilworth was moved to the camp and became the present trading post and administration building for summer camp.

1960's

In 1967 the Hayden Foundation donated \$150,000 to dredge and deepen the lake which was becoming choked with weeds and less useful for swimming and boating. A dike was constructed across the marshy area at the north end of the lake and the dredge spoils placed behind it. The waterfront was now moved to its present location beneath the dining hall. In the 1980's the present parking lot was created and the old one converted to the parade field. This was a safety improvement that separated campers from moving vehicles. In the 1980's and 1990's many camp improvements were made. Many of which were done by the Flintlock's, a group of retired Scouters who still work hard on many Thursdays. Many other improvements were carried out by a group of volunteers known as the Evergreen K. It was during these years that the Baden Powell Lodge was restored for adult training purposes as well as troop cabin camping.



When did camp become Winnebago Scout Reservation? In 1969 a Frontier Camp for wilderness camping was opened on the east side of Durham Pond. The purpose of this site was to promote weeklong summer troop camping in the old Scouting tradition of troop cooking. Because of the multi-camp nature, the term Scout reservation was now used.

50th Anniversary

On August 3, 1991, Winnebago celebrated its 50th anniversary with a reunion of staff campers, and Scouters. A patch, pin, and anniversary booklet were issued. In July 2001 a similar event celebrated the 60th anniversary with camp tours, a dinner, and a campfire. Staff tenure was recognized at the campfire and Richard Manger was found to have been on staff for 41 years. The next closest was George Reinhard with 17 years.

2000 – Today

Winnebago Scout Reservation remembers and celebrates its' heritage and history, continues to provide unique and exciting program to Scouts and Scouters, and plans and prepares to do so until Scouting's bicentennial and beyond. When buildings and areas are so strongly rooted in the memory of camp for so many, facilities like the council ring and amphitheater, the historic Kit Carson and Jim Bowie campsites, and the dining hall are renovated to meet the needs of the Scouts while preserving their history and rustic appeal.

Modern comforts - like year-round restrooms and shower facilities featuring handicapped accessibility, campsite pavilions, the total renovation of the aquatics area to include a new swimming area and dock, boating dock, renovating of the boat house, and the construction of a new storage and tower - demonstrate WSRs determination to provide sustainable camping for generations to come. Winnebago's future looks bright as it enters its 78th year of adventure and excitement filled with fun, fitness, learning and earning.

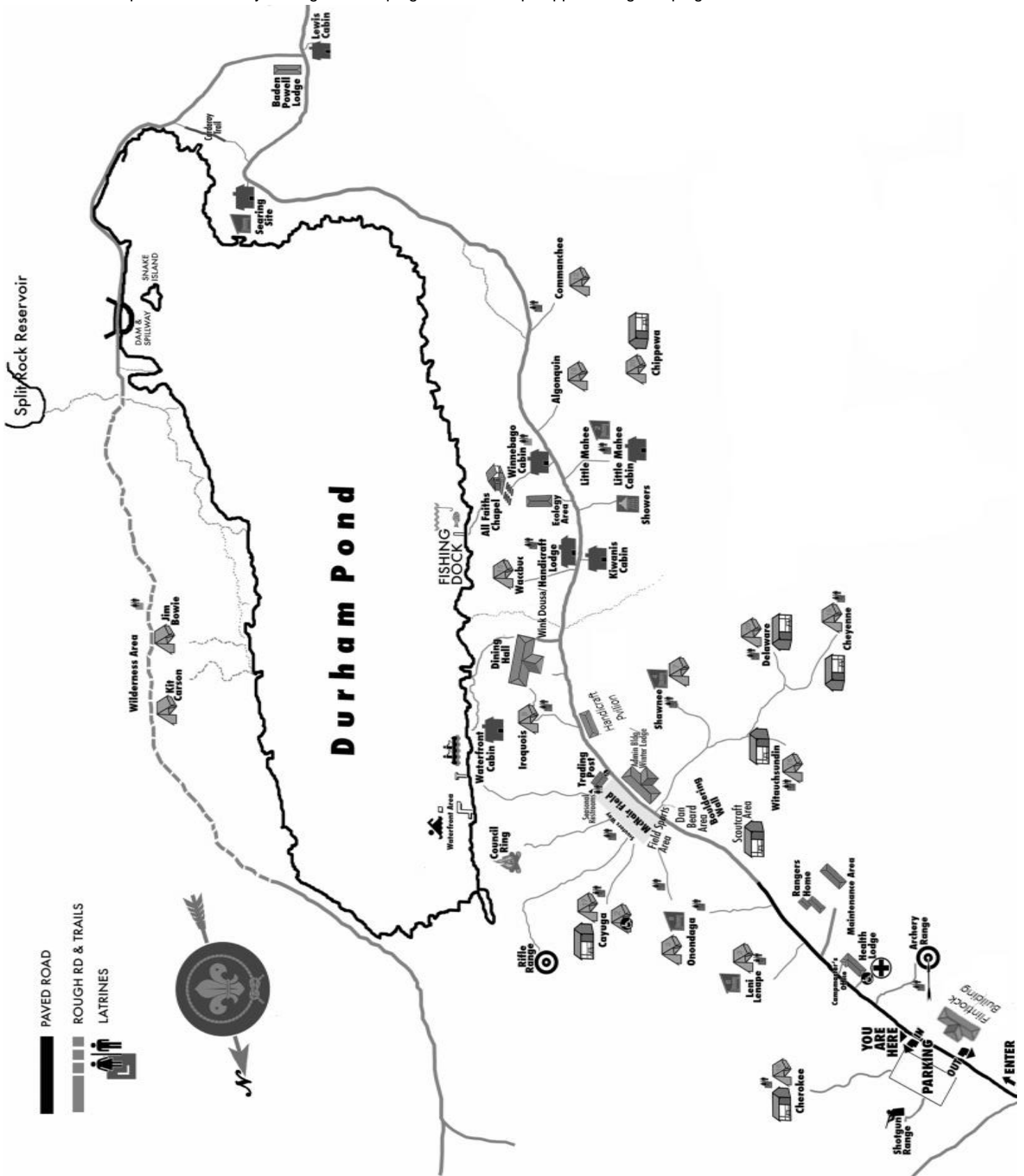
Night Watch

Thousands of Scouts and Scouters have hiked and loved these Winnebago trails. Thousands have heard the Legend of Winnebago enacted by Winnebago staffers at hundreds of closing campfires. The original legend is included in this Night Watch. Its message to Scouts echoes from the hands of its unknown author sometime prior to 1959. All of you will now be part of the thousands who have hiked the trails and heard the legend. Do your part to make this camp a better place than when you found it. Start tonight with your Night Watch. If you have a campfire, keep it safe by tending and watching it all night or by extinguishing it in the proper way. If you have cabin fire do the same. It is a common practice, especially when younger Scouts are present to have a watch all night for safety and to promote a feeling of security. This practice, along with the reading of the story of Camp Winnebago and the message of its legend is what we call the Night Watch.



Camp Map

The map can be found by visiting the Camping website at <https://ppcbsa.org/camping/>.





Winnebago Dining Hall Menu

	BREAKFAST	LUNCH	DINNER
Sunday			Ham steak, Scalloped Potatoes Corn, Apple Sauce, Roll, Salad Bar Dessert, Water, Milk
Monday	Pancakes and Syrup Bacon, Cold Cereal Juice, Milk, Water Breakfast Bar	Hotdogs, French Fries Salad and Soup Bar Fruit Cup, Water	Baked Chicken, Rosemary Potatoes Green Beans, Rolls, Salad Bar Dessert, Water, Milk
Tuesday	Breakfast Sandwich Sausage, Egg, and Cheese Hash Browns, Cold Cereal Juice, Milk, Water	Chicken Fingers Tater Tots Soup and Salad Bar, Cookies Water	SITE COOKING Steak, Baked Potatoes Green Salad, Rolls Chocolate Pudding, Marshmallows Water
Wednesday	French Toast and Syrup Bacon, Cold Cereal Juice, Milk, Water Breakfast Bar	Pizza and Chips Pickle Spear Soup and Salad Bar Fruit Cup, Water	Barbeque Ribs, Chicken Wings Mac & Cheese, Corn Bread Baked Beans, Cole Slaw Salad bar, Dessert, Water, Milk
Thursday	Cheese Omelet, Hash Browns Sausage Links, Cold Cereal Juice, Milk, Water Breakfast Bar	Chicken Sandwich Mac & Cheese Bites Salad & Soup Bar Cookies, Water	Pot Roast and Gravy Mashed Potatoes, Carrots, Rolls Salad Bar, Dessert Water, Milk
Friday	Waffles and Syrup Bacon, Cold Cereal Juice, Milk, Water Breakfast Bar	Hamburger, Spiral Fries Salad and Soup Bar Fruit Cup Water	Spaghetti & Meatballs, Stuffed Shells and Sauce Bread Sticks, Salad Bar Dessert, Water, Milk
Saturday	Breakfast Burrito Donuts, Cold Cereal Milk, Water		*notify camp IN ADVANCE to request vegetarian options.

Breakfast bar includes hard boiled eggs, yogurt, fruit, and scrambled eggs, etc. (Each day will be different).

Lunch bar includes macaroni salad, pasta salad, potato salad, chicken salad, tuna salad, and egg salad (Each day will be different)

Dinner Bar includes green salad (Options: broccoli, onions, carrots, green olives, black olives, bacon bits, pepperoni, etc.). Each day will be different.

Pitchers of water will be provided at each meal in the dining hall.

- Peanut butter and jelly will be available. Wheat or white bread. 2% milk only.
- Leaders and staff are the only ones allowed at the bars. They are responsible for getting the Scouts what they want. (There is not enough room for all to go to the different bars available.)
- Java Hut is for leaders and staff 18 and older.
- Ice is available if there is extra.
- Allergens will be posted on the menu board.
- Allergies: Dairy and gluten free allergies are very hard to accommodate. Please pre-make foods so that they may be heated up.



Dan Beard Program Schedule

	Monday	Tuesday	Wednesday	Thursday	Friday
6:00 AM					Rise and Shine! Pack Up / Clean Up
7:00 AM					Polar Bear
8:00 AM	Breakfast	Breakfast	Breakfast	Breakfast	Breakfast
9:00 AM	Create Patrols Get to know your patrol	Art MB	EDGE Waste on the Trail	Realistic First Aid Leave No Trace	Citizenship for Life
10:00 AM	Knots Orienteering	Hiking Skills Safe Hiking	Fire Safety MB	Patrol Knot Tying Comp	Fire Safety MB
11:00 AM	First Aid Citizenship	Wood Tools: Safety and Handling Proper Methods Totin' Chip	Tin Foil Cooking / Lunch	Fire Safety MB	Awards and Mementos
12:30 PM	Lunch	Lunch	Lunch	Lunch	Lunch
1:00 PM	Siesta	Siesta	Siesta	Siesta	Siesta
2:00 PM	Patrol Method Rank Requirements	Program Areas: Aquatics Buddy System 2nd and 1st class reqs Safe Swim Defense Safety Afloat	Rank Requirements	Check Camping Equipment	Scouts can: - Finish any MB they have not yet finished - Explore open program -Work on rank requirements with a counselor
3:00 PM	Program Areas: Archery and Rifle		Patrol Site Set-Up		
4:00 PM	Learn Safety and Practice Shooting!		Art MB	Food Prep	
5:00 PM	Get ready for dinner! Colors @ 5:45	Get ready for dinner!	Get ready for dinner! Colors @ 5:45	Conservation Project/ Ultimate Frisbee	Get ready for dinner! Colors @ 5:45
6:00 PM	Dinner	In-site cooking!	Dinner	Dutch Oven Cooking/ Dinner	Dinner
7:00 PM	Campwide Games with your Troop! (Meet at the Parade Field @ 7:15)	Fingerprinting MB @ Handicraft	Water Carnival with your Troop! (Meet at Aquatics @ 7)	Song Festival	Colors
8:00 PM				Firem'n Chit Flag Retirement	Closing Campfire following directly after Colors!
9:00 PM				Sleep under the stars (in your tent)	

This schedule is flexible and subject to change due to weather, or the needs of the Scout participants.



Daily Camp Schedule

	Sunday	Monday	Tuesday	Wednesday	Thursday	Friday	Saturday	
7:45 AM		Waiters Call	Waiters Call	Waiters Call	Waiters Call	Waiters Call	Waiters Call	
7:45 AM		Colors	Colors	Colors	Colors	Colors	Colors	
8:00 AM		Breakfast	Breakfast	Breakfast	Breakfast	Breakfast	Breakfast	Breakfast
				Vespers 8:45				
9:00 AM		Morning Program	Morning Program	Morning Program	Morning Program	Morning Program	Morning Program	Check Out
10:00 AM		Morning Program	Morning Program	Morning Program	Morning Program	Morning Program	Morning Program	
11:00 AM		Morning Program	Morning Program	Morning Program	Morning Program	Morning Program	Morning Program	
12:15 PM		Waiters Call	Waiters Call	Waiters Call	Waiters Call	Waiters Call	Waiters Call	
12:30 PM	Arrival & Check In (Based on Troop)	Lunch	Lunch	Lunch	Lunch	Lunch		
1:00 PM		Siesta	Siesta	Siesta	Siesta	Siesta		
		Robinhood	Triathlon	OMM Rifle	OMM Shotgun	Fish Fry		
2:00 PM		Afternoon Program	Afternoon Program	Afternoon Program	Afternoon Program	Afternoon Program		
3:00 PM	Troop Orientation	Afternoon Program	Food Pickup	Afternoon Program	Afternoon Program	Afternoon Program		
			Afternoon Program					
4:00 PM		Afternoon Program	Afternoon Program	Afternoon Program	Afternoon Program	Afternoon Program		
5:45 PM	Waiters Call	Waiters Call	In Site Cooking	Waiters Call	Waiters Call	Waiters Call		
	Colors	Colors		Colors	Colors			
6:00 PM	Dinner	Dinner	Dutch Oven Dessert Comp	Dinner	Dinner	Dinner		
7:00 PM	Leader Meeting	Campwide Games (Parade Field 7:15-8:30)	Open Program (7-9)	Water Carnival (7-8:30)	Open Program (7-9)	Colors		
	Meet and Greet							
7:45 PM	Aquatics Demonstration					Campfire (Parade Field @ 7:45)		
8:00 PM	Campfire (Parade							



	Field @ 8:00)						
10:00 PM	Fire Watch & Taps	Fire Watch & Taps	Fire Watch & Taps	Fire Watch & Taps	Fire Watch & Taps	Fire Watch & Taps	

Campwide Events

Program	Location	9:00 AM	10:00 AM	11:00 AM	2:00 PM	3:00 PM	4:00 PM	Notes
Campwide Games	Parade Field							Monday @ 7:30 pm
Insite Cooking	Campsite							Tuesday Dinner. Pickup food at the dining hall.
Water Carnival	Aquatics							Wednesday @ 7 pm
Outpost	South End + Kit Carson							Scouts in Dan Beard, Camping, and Wilderness Survival will have an outpost experience.
Mile Swim, BSA	Aquatics							See notes in the aquatics section.
Old Man of the Mountain Rifle	Rifle							Monday during Siesta (1 pm for leaders only)
Old Man of the Mountain Shotgun	Shotgun							Tuesday during Siesta (1 pm for leaders only)
Robinhood Archery	Archery							Wednesday during Siesta (1 pm for leaders only)
Zip Lines and Challenge Course	COPE							Ziplines and challenge course close at sunset.



Merit Badge Disclaimer

All Merit Badges have a wide variety of requirements. Some merit badges require that you hold a different merit badge before starting the current one. Some merit badges require long-term tasks that cannot be completed at camp.

A scout is prepared. When choosing merit badges, make sure to read through the current requirements for the merit badge to see if there is anything you must do BEFORE coming to camp.

Outdoor Skills

Camping and Wilderness Survival Merit Badges have an outpost experience which will be held Thursday evening.

- Camping: Please bring all required gear as per the merit badge book. Also, bring a report of previous camping trips signed by a Scoutmaster.
- First Aid: Bring your homemade first aid kit.

The Emergency Preparedness and First Aid Merit Badge will be held at the carport right next to the Health Lodge



Merit Badge and Program Schedule

Aquatics

Merit Badge / Program	Location	9:00 AM	9:30 AM	10:00 AM	10:30 AM	11:00 AM	11:30 AM	2:00 PM	2:30 PM	3:00 PM	3:30 PM	4:00 PM	4:30 PM	Pre-Reqs / Notes
Canoeing	Aquatics													Must have swim test
Kayaking	Aquatics													Must have swim test
Lifesaving	Aquatics	9:00-11:00												Must have swimming MB
Rowing	Aquatics													Must have swim test
Small Boat Sailing	Aquatics													Must have swim test
Swimming	Aquatics													Must have swim test
Troop Swim	Aquatics	Schedule a troop swim with the aquatics director for Tuesday or Thursday night!												
Water Carnival	Aquatics	Wednesday @ 7pm! Meet at the waterfront in your swimsuit.												
Open Boating	Aquatics													Open Program <u>NOT</u> available Tuesday
Open Swim	Aquatics													Open Program <u>NOT</u> available Tuesday
Instructional Swim	Aquatics													
BSA Lifeguard	Aquatics	See notes in the Aquatics section!												



Ecology

Merit Badge / Program	Location	9:00 AM	9:30 AM	10:00 AM	10:30 AM		11:00 AM	11:30 AM	2:00 PM	2:30 PM	3:00 PM	3:30 PM	4:00 PM	4:30 PM	Pre-Reqs / Notes
Astronomy	Ecology														
Archaeology	Ecology														
Environmental Science	Ecology														Bring a notebook
Fishing	Ecology														Bring fishing equipment
Mammal Study	Ecology														
Nature	Ecology														Bring Collections
Plant Science	Ecology														Bring a notebook
Reptile & Amphibian Study	Ecology														
Open Ecology	Ecology		Tuesday and Thursday @ 7-9 pm												
Night Owl Hike	Ecology		Wednesday @ 8:30 pm												
Stargazing	Ecology		Thursday @ 8:30 pm												



Handicraft

Merit Badge / Program	Location	9:00 AM	9:30 AM	10:00 AM	10:30 AM	11:00 AM	11:30 AM	2:00 PM	2:30 PM	3:00 PM	3:30 PM	4:00 PM	4:30 PM	Pre-reqs / Notes
Art	Handicraft	█		█										
Basketry	Handicraft	█		█		█								
Chess	Handicraft					█								
Leatherwork	Handicraft							█		█		█		
Metalwork	Handicraft	█		█		█								
Welding	Handicraft							█		█		█		
Woodwork	Handicraft							█		█		█		Totin' Chip
Wood carving	Handicraft	█		█		█								Totin' Chip
Open Handicraft	Handicraft							█		█		█		
Fingerprinting	Handicraft	Tuesday @ 7 pm. Open Program Badge.												



Outdoor Skills

Merit Badge / Program	Location	9:00 AM	9:30 AM	10:00 AM	10:30 AM	11:00 AM	11:30 AM	2:00 PM	2:30 PM	3:00 PM	3:30 PM	4:00 PM	4:30 PM	Pre-reqs / Notes
Camping	Outdoor Skills													
Cooking	Outdoor Skills	9-10:30			10:30-12			2-3:30						
Emergency Preparedness	Health Lodge													Must have the First Aid MB
First Aid	Health Lodge	9-10:30						2-3:30						
Geocaching	Outdoor Skills													
Orienteering	Outdoor Skills													
Pioneering	Outdoor Skills				10:30-12						3:30-5			
Wilderness Survival	Outdoor Skills													
Cooking Demonstration	Outdoor Skills	Fish Fry will be held during Friday Siesta. This is for scouts in Fishing MB and Cooking MB.												
Fish Fry	Outdoor Skills													



Shooting Sports

Merit Badge / Program	Location	9:00 AM	9:30 AM	10:00 AM	10:30 AM	11:00 AM	11:30 AM	2:00 PM	2:30 PM	3:00 PM	3:30 PM	4:00 PM	4:30 PM	Pre-reqs / Notes
Archery Shooting	Archery Range	9-10:30			10:30-12			2-3:30						
Rifle Shooting	Rifle Range	9-10:30			10:30-12			2-3:30						
Shotgun Shooting	Shotgun Range	9-10:30			10:30-12			2-3:30						\$20 for the badge (paid in the office)
Open Archery	Archery Range										3:30-5		Open Program NOT available Monday	
Open Rifle	Rifle Range										3:30-5		Open Program NOT available Monday	
Open Shotgun	Shotgun Range										3:30-5			
Robinhood - Archery	Archery Range	Monday during Siesta (for leaders only)												
Old Man of the Mountain - Rifle	Rifle Range	Wednesday during Siesta (for leaders only)												
Old Man of the Mountain - Shotgun	Shotgun Range	Thursday during Siesta (for leaders only)												



STEM

Merit Badge / Program	Location	9:00 AM	9:30 AM	10:00 AM	10:30 AM	11:00 AM	11:30 AM	2:00 PM	2:30 PM	3:00 PM	3:30 PM	4:00 PM	4:30 PM	Pre-reqs / Notes
Electricity	STEM													
Electronics	STEM													
Energy	STEM													
Engineering	STEM													
Robotics	STEM													
Radio	STEM													
Space Exploration	STEM													
3D Printing	STEM	Tuesday @ 7pm. Open Program Activity												
Drones	STEM	Thursday @ 7pm. Open Program Activity												

Trail to Eagle

Merit Badge / Program	Location	9:00 AM	9:30 AM	10:00 AM	10:30 AM	11:00 AM	11:30 AM	2:00 PM	2:30 PM	3:00 PM	3:30 PM	4:00 PM	4:30 PM	Pre-reqs
Personal Management	Trail to Eagle													Must have Star rank.
Citizenship in the Nation	Trail to Eagle													Must have Star rank.
Citizenship in the World	Trail to Eagle				10:30-12			2-3:30					Must have Star rank.	
Communication	Trail to Eagle	9-10:30									3:30-5			Must have Star rank/ minimum of 13 yrs.old.



Registration Information

Registration for Unit Leaders and Coordinators

The 24/7 Scouting system allows unit leaders and trip coordinators to access and alter the unit registration. This gives the unit the ability to add participants and attendees to a registration, make payments for the unit, complete attendee information, and register participants for merit badge sessions and programs.

To edit or complete an attendee's information, begin by logging into your unit's registration.

-Visit <https://scoutingevent.com/358-CampWinnebago>, and click the Lookup tab at the top right of the page.

-Select "Lookup Registration" from the dropdown menu (fig. 1), enter your registration contact email and registration number. If you do not know your registration information, please contact Stephanie LaFontaine at stephanie.lafontaine@scouting.org.

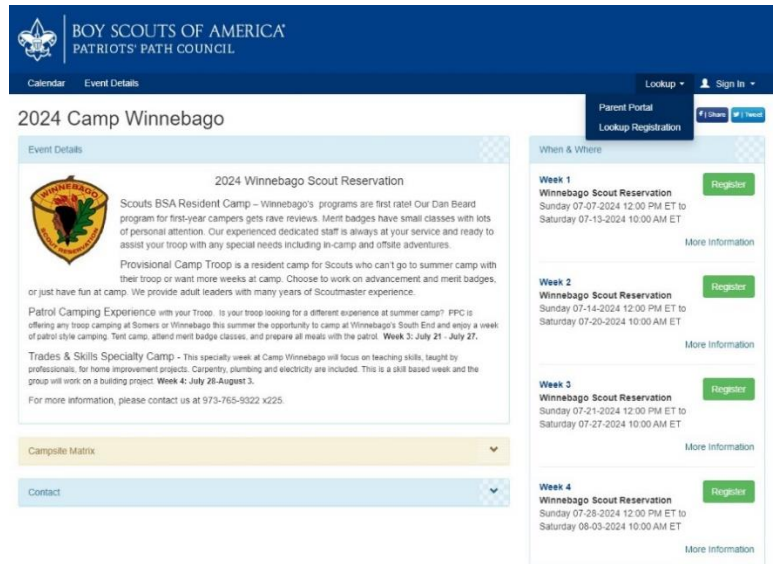


Figure 1

By accessing your unit's registration, you will have access to your **Unit Contact** information, **Participant** information, **Unit Payment** information, **Parent Portal** settings, and **Unit Reporting**.

To navigate from page to page, simply select the desired tab, or heading (fig. 2).



Figure 2



Week 1 - 2024 Camp Winnebago

Participants | Check Out | Reports

Registration Contact

Registration Contact
Checkout Required

Update Information | Autofill

Preview Information

Additional Actions

3 Youth

Unit based resident camping.

<p>Youth Checkout Required</p> <p>Regular Price: \$640.00 Early Discount: -\$50.00 Balance Due: \$590.00</p> <p>Coupon: <input type="checkbox"/></p> <p>Update Information Autofill</p>	<p>Youth Checkout Required</p> <p>Regular Price: \$640.00 Early Discount: -\$50.00 Balance Due: \$590.00</p> <p>Coupon: <input type="checkbox"/></p> <p>Update Information Autofill</p>
--	--

Figure 3

Week 1 - 2024 Camp Winnebago

Participants | Check Out | Reports

Checkout is required to ensure your slots for 2024 Camp Winnebago

Please fix the following to continue:

Participant information is incomplete. The following Participants require further information:

Update Registration Contact | Update Participant 1 | Update Participant 2
Update Participant 3 | Update Participant 4 | Update Participant 5

Figure 4

The **Reports** tab has Payment Allocations, Unit Rosters, and Class Schedules. “Payment Allocations” shows individual payment status. “Unit Roster” will provide a report of your unit roster that is printable. “Class Schedule” shows an attendee report showing each Scout’s class or merit badge schedule on a separate page (fig. 5).

The **Participants** section lets you edit the attendees in your registration. A **Youth** registration will be available for each participant. Each participant can be viewed and updated by clicking on the “Update Information” button. You will see the option to add merit badges here. In the Merit Badge Sign Up section, begin by selecting the blue button “View All Classes”. This gives the entire list of available options. In the box “Available Classes”, you can scroll through the list and select any class you would like to register for by clicking anywhere in that box. This will add the class to the participant’s schedule. As you continue selecting classes, all classes that overlap will disappear from this box. Scouts cannot be registered for classes that overlap. **Merit Badge and program sign up open on May 21st at 5:00 PM.** (fig. 3).

The **Check Out** tab gives you access to make a payment for your registration. You can view the total balance for the registration (fig. 4)

Week 1 - 2024 Camp Winnebago

Participants | Check Out | Reports

Reports

Payment Allocations

Shows individual payment status

Unit Roster

This report prints a unit roster.

Class Schedule

Attendee report showing each Scout's class or merit badge schedule on a separate page

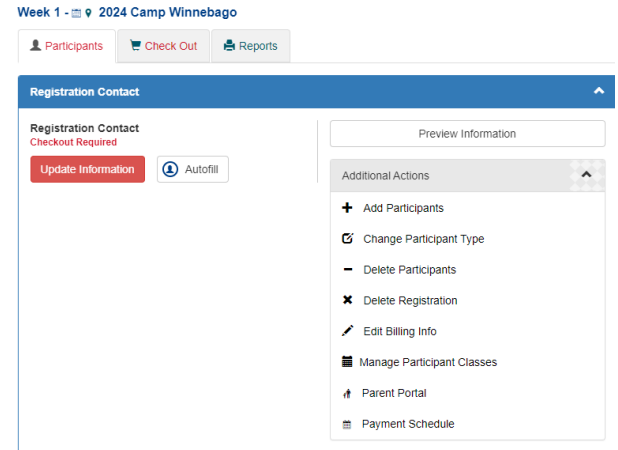
Figure 5



Registration Through the Parent Portal

The **Parent Portal** is located in the Registration Contact box as seen below. Select the “Additional Actions” button to access the Parent Portal. This is an optional feature that allows you (the registration contact) to provide your parents with access to just their Scout's part of the registration, to make payments and complete data entry. Take a few minutes to read through the [Parent Portal options and capabilities](#), available through the **Parent Portal** page. To enable the **Parent Portal** for your unit, do the following:

- Start by clicking on the **Parent Portal** line.
- Print **parent login credentials** using one of the two buttons.
- Give parents one login credential for each of their participants (including themselves if they're one of the participants).
- Parents use these cards to make payments and update data entry fields such as name, rank, dietary requirements, etc.
- Parents with multiple **cards** can link their participants together once they log in.
- Prevent parents from making payments or seeing event fees** blocks parents from making payments. This option is good for units where parents pay the unit and then the unit pays the council.
- Allow Parent Portal class selection** lets parents choose or change class and merit badge selections. When unchecked, parents will only be able to view class and merit badge selections.
- If the previous box is checked, optionally check **Email me when classes are changed through Parent Portal** to receive an email when parents make or change their selections.
- Optionally** check one or more days to receive a unit summary email showing payment and data entry status for each participant.



Units may turn on their registrations **Parent Portal**, allowing Scouts and their families to fill in their own information, and even submit payment for camp online. If enabled, your unit leader or trip coordinator will distribute individual login usernames and passwords to registered participants (fig. 6).

The information cards contain specific instructions on how to access your individual participant information.

Once logged in, complete all required fields, register for merit badge sessions, and submit payment for your participant.



Figure 6



