






# PATH TO ADVANCEMENT WITH POPCORN!


## Cub Scout Advancement Opportunities

TIGERS		
	Tigers Bites	<b>For req. 6</b> – Bring a nutritious snack to a den meeting. Share why you picked it and what makes it a good snack choice
	Curiosity, Intrigue and Magical Mysteries	<b>For req. 3</b> – Create a secret code to use during your popcorn sale.
	Stories in Shapes	<b>For req. 3</b> – Create an art piece advertising your popcorn sale
	Tiger Tales	<b>For req. 2</b> - Create your own Tall Tale about your popcorn sale




## WOLVES

	Paws on the Path	<b>For req. 2</b> – Tell what the Buddy System is and why you need to use it during your popcorn sale
---	------------------	---

## BEARS

	Baloo the Builder	<b>For req. 2</b> – Select, plan and define the material for the projects you will complete in requirement 3. <b>For req. 3</b> – Select and build one useful and one fun project for your popcorn sale. <b>For req. 4</b> – Apply a finish to one of your projects.
---	-------------------	--

## WEBELOS

	Art Explosion	<b>For req. 3g</b> – Create a popcorn sale poster or a T-shirt or hat for display at your Show and Sell.
	Build It	<b>For req. 2</b> – Create and build a carpentry project to advertise your popcorn sale. <b>For req. 3</b> – List all the tools you used to build it. Check which ones you used for the first time.
	Movie Making	<b>For req. 1-3</b> – Create a story about your popcorn sale and do ALL requirements

## Merit Badge Opportunities

	Art	<b>For req. 2,4,5</b> —Produce a popcorn sale poster for local display.
	Communication	<b>For req. 2b</b> —Make a popcorn sales presentation to your counselor. <b>For req. 6</b> —Show your counselor how you would teach others to sell popcorn.
	Digital Technology	<b>For req. 6b</b> — Draft a letter inviting parents to your unit's Popcorn Kickoff. <b>For req. 6d</b> —Report on your unit's popcorn fundraiser. <b>For req. 6e</b> —Take pictures of your unit's Popcorn Kickoff and sale.
	Entrepreneurship	<b>For req. 4,5,6</b> —With council permission and merit badge counselors guidance, use the popcorn sale to meet many of the requirements for this merit badge.
	Graphic Arts	<b>For req. 3 &amp; 4</b> — Design a poster for use during the popcorn sale and follow the various steps described for ONE of the printing methods to produce copies of the poster.
	Journalism	<b>For req. 3d</b> —Create a 200-word article about your troop's popcorn sale.
	Movie Making	<b>For req. 2b, f</b> —Create a storyboard and video designed to show how to sell popcorn.
	Personal Management	<b>For req. 8,9</b> —Define your popcorn sales goal. Create a plan and make a calendar for how you will achieve your goal with all your activities.
	Photography	<b>For req. 5a,b,f</b> —Take photographs of popcorn, Scouts selling popcorn and other activities related to the sale. Then arrange the prints with captions to tell a story of the sale.
	Public Speaking	<b>For req. 2</b> – Prepare and give a speech to your troop describing the benefits of the popcorn sale to the troop.
	Salesmanship	<b>All requirements</b> for this merit badge may be completed through the popcorn sale.
	Truck Transportation	<b>For req. 8</b> – Describe what kind of truck would be needed to ship popcorn from the factory to your council. Tell how the popcorn would be packed, estimate the time for the trip and explain what would be the best way to unload the shipment.